


**BEFORE THE HON'BLE NATIONAL GREEN TRIBUNAL
WESTERN ZONE BENCH, PUNE**

**ORIGINAL APPLICATION NO. 91/2024 (WZ)
EARLIER ORIGINAL APPLICATION NO. 322/2024 (PB)**




IN THE MATTER OF: -

NEWS ITEM TITLED "PAVANA RIVER ENTERS 'PRIORITY 1' CATEGORY DUE TO INCREASE IN POLLUTION" APPEARING IN THE HINDUSTAN TIMES DATED 26.02.2024.

INDEX

S. no.	Particulars	Page no.
1.	Reply on Behalf of Respondent No. 1 i.e. Central Pollution Control Board	
2.	Affidavit on Behalf of Respondent No. 1 i.e. Central Pollution Control Board	
3.	Annexure-R1-I:- Copy of Report on Action Plan for Rejuvenation of Polluted Stretch of Pawana River (March 2019)	
4.	Annexure-R1-II:- Copy of the Relevant extract w.r.t. time targets of the action plan for Rejuvenation of Polluted Stretch of Pawana River (March 2019)	
5.	Annexure-R1-III:- Copy of letter and follow-up e-mail communications made with MPCB to provide revised targets/ updated status of action plan for Rejuvenation of Polluted Stretch of Pawana River (March 2019)	
6.	Annexure-R1-IV:- Copy of current status of action plan for Pawana River of 2019 as per the submissions made by the concerned stakeholders during the meeting dated 24/12/2024	
7.	Annexure-R1-V:- Copy of submission of PCMC dated 30/12/2024 to MPCB regarding updated status of action plan of Pawana River	


(Pratik D. Bhanre)

Regional Director

Place: Pune

Date: 04/01/2025

~ क्षेत्रीय निदेशक / Regional Director
केंद्रीय प्रदूषण नियंत्रण बोर्ड
Central Pollution Control Board
क्षेत्रीय निदेशालय, पुणे / Regional Directorate, Pune
पर्यावरण, वन एवं जलवायु परिवर्तन मंत्रालय, भारत सरकार
M/o Env't. Forest & Climate Change, Govt. of India
सर्वे नं. ११०, हीराबाई धनकुडे हॉल, बाणेर रोड, बाणेर, पुणे - 411045
Sr. No. 110, Hirabai Dhankude Hall, Baner Road, Baner, Pune-411045

**BEFORE THE HON'BLE NATIONAL GREEN TRIBUNAL
WESTERN ZONE BENCH, PUNE**



**ORIGINAL APPLICATION NO. 91/2024 (WZ)
EARLIER ORIGINAL APPLICATION NO. 322/2024 (PB)**

IN THE MATTER OF: -

NEWS ITEM TITLED "PAVANA RIVER ENTERS 'PRIORITY 1' CATEGORY DUE TO INCREASE IN POLLUTION" APPEARING IN THE HINDUSTAN TIMES DATED 26.02.2024.

**REPLY ON BEHALF OF RESPONDENT NO.1, CENTRAL
POLLUTION CONTROL BOARD (CPCB)**

1. That, the Hon'ble NGT (WZ) vide order dated 21/05/2024 in OA No. 91 of 2024 {Earlier OA No. 322 of 2024 (PB)} in the Suo Moto matter in re: News item appearing in The Hindustan Times dated 26.02.2024 Titled "Pavana River enters 'priority 1' category due to increase in pollution" has sought the reply of Respondent no. 1 i.e. Central Pollution Control Board (hereinafter referred as CPCB) in the instant matter. **Accordingly, this Answering Respondent had filed the reply affidavit to the Hon'ble NGT.** Thereafter, the Hon'ble NGT (WZ) vide order dated 27/08/2024 and 06/11/2024 directed CPCB to file an additional affidavit incorporating action plan and timelines to deal with the pollution problem in Pawana River. Thereby, the reply is made in succeeding paragraphs.

SUBMISSION BY CPCB

2. That, the matter is related to increasing the Biochemical Oxygen Demand (BOD) in the Pawana River which is prominent source of drinking water of the Pimpri-Chinchwad city, Maharashtra that has entered 'priority 1' or most polluted category of rivers/ river stretches as per the report of the CPCB.

3. That, in year 2018, based on water quality data of 521 rivers monitored in year 2016 & 2017, 351 polluted river stretches (PRS) on 323 rivers were identified. Out of which, 53 PRS have been identified in Maharashtra State. In Maharashtra, PRS were identified in Priority I (9), Priority II (6), Priority III (14), Priority IV (10) & Priority V (14). Polluted stretch of River Pawana was identified from Dapodi to Ravet under Priority Class II (BOD is 20 - 30 mg/L).
4. That, as per Hon'ble NGT (PB) dated 20/09/2018 in OA. No. 673 of 2018 in the matter of 'News item published in the Hindu authored by Shri Jacob Koshy titled "More river Stretches are now critically polluted: CPCB", comprehensive action plans have been prepared for rejuvenation of identified PRS by River Rejuvenation Committee (RRC) constituted by the respective State govt./ UT Administration under the overall supervision & coordination of Principal Secretary, Environment of the concerned State/UT for bringing all the polluted river stretches identified by CPCB fit for bathing purposes. The RRC comprises of Director, Environment., Director, Urban Development., Director, Industries., Member Secretary, State Pollution Control Board of concerned State. The action plans for PRS under Priority I to IV were reviewed and approved by the task team of CPCB.
5. That, the Action plan for rejuvenation of polluted stretch of River Pawana identified under Priority Class II was approved by CPCB task team in 4th meeting held on 28/03/2019. The action plan is being implemented by Maharashtra State Government agencies and progress of implementation of approved action plan is periodically reviewed by RRC at State level and by Central Monitoring Committee (CMC) headed by the Secretary, Ministry of Jal Shakti (MoJS) at Central level. Copy of the Report On Action Plan for Rejuvenation of Polluted Stretch of Pawana River (March 2019) is given at **Annexure-R1-I**. Copy of the same is also available on the MPCB website [https://mpcb.gov.in/sites/default/files/river-polluted/action-plan-priority/priority II PAWANA 28052019.pdf](https://mpcb.gov.in/sites/default/files/river-polluted/action-plan-priority/priority%20II%20PAWANA%2028052019.pdf). Relevant extract w.r.t. time targets of the action plan to improve water quality for Pawana River as per the approved action plan for Pawana River of 2019, is tabulated in **Annexure-R1-II**.
6. That, it is humbly submitted that in compliance to the aforesaid Hon'ble NGT order dated 27/08/2024 and 06/11/2024 wherein CPCB was directed to file an additional

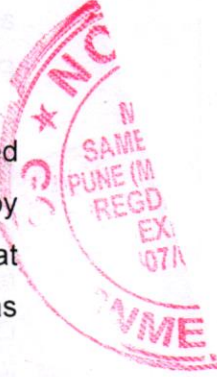


affidavit incorporating action plan and timelines to deal with the pollution problem in Pawana River, CPCB vide letter dated 17/10/2024 and subsequent follow-ups vide e-mails dated 23/10/2024; 29/10/2024; 18/12/2024 & 22/12/2024 communicated to Respondent No. 2 i.e. Maharashtra Pollution Control Board (MPCB) to provide revised targets/ updated status of the actions in the aforesaid action plan prepared for rejuvenation of Pawana River, to apprise Hon'ble NGT within stipulated timeframe. Copy of letter and follow-up communications made with MPCB are given at **Annexure-R1-III.**

7. That, it is humbly submitted that a follow-up meeting was convened by CPCB with Respondent no. 2 i.e. MPCB through Video Conferencing (VC) on 24/12/2024 along with the officials of Pimpri-Chinchwad Municipal Corporation (PCMC), State Govt. departments (i.e. Maharashtra Industrial Development Corporation (MIDC), Directorate of Municipal Administration) to discuss about the compliance of the Hon'ble NGT orders dated 27/08/2024 and 06/11/2024 w.r.t. submission of revised targets/ updated status of the actions in the action plan prepared for rejuvenation of Pawana River. During the said meeting, the action points were discussed with the concerned stakeholders to review about the current status of implementation.
8. That, it is humbly submitted that based on the submissions made by the concerned stakeholders during the said meeting, the concerned stakeholders were directed to submit to MPCB about the updated status along with revised timelines of the actions in the action plan prepared for rejuvenation of Pawana River.
9. That, it is humbly submitted that PCMC vide letter dated 30/12/2024 submitted the updated status of implementation of action plan of Pawana River to MPCB. It is observed that the status of most of the actions especially related to sewage management are still under implementation stage. **The timelines specified in the approved action plan for Pawana River of 2019 are already over.**

The said updated status mainly outlines the current status on generation & treatment of sewage, various ongoing projects related to management of sewage and other ongoing activities, **without the revised & specific timelines for completion of actions in the aforesaid action plan.** Current status of implementation of action plan

for Pawana River polluted stretch as per the submissions made by the concerned stakeholders during the meeting dated 24/12/2024 and as per submission made by PCMC vide letter dated 30/12/2024 is summarized in the Table which is provided at **Annexure-R1-IV**. Copy of the updated status of action plan of Pawana River as submitted by PCMC, dated 30/12/2024 is given at **Annexure-R1-V**.



10. That, it is humbly submitted that as per the Hon'ble NGT order, dated 20/09/2018 passed in OA. No 673 of 2018 in the matter of 'News item published in the Hindu authored by Shri Jacob Koshy titled "More river Stretches are now critically polluted: CPCB", the River Rejuvenation Committee (RRC) under the overall supervision and coordination of Principal Secretary, Environment of the concerned State/ UT is monitoring the implementation of Action Plans for rejuvenation of PRS. Overall responsibility lies with Chief Secretaries of the State/ UT. In view of this, the Hon'ble NGT may kindly consider directing the Maharashtra Government to ensure regular review and execution of action plan by RRC including needed revision of timelines of all pending actions.
11. That, this Answering Respondent no. 1 craves leave of this Hon'ble Tribunal for filing additional reply, if required, in future.
12. That, in light of the above submissions, this Answering Respondent No. 01 i.e. CPCB shall abide by any order(s) or direction(s) passed by this Hon'ble Tribunal in the present Original Application.

Pratik D. Bharne

Pratik D. Bharne

(Scientist 'E' & Regional Director)

Central Pollution Control Board

क्षेत्रीय निदेशक / Regional Director

केंद्रीय प्रदूषण नियंत्रण बोर्ड

Central Pollution Control Board

क्षेत्रीय निदेशालय, पुणे / Regional Directorate, Pune

पर्यावरण, वन एवं जलवायु परिवर्तन मंत्रालय, भारत सरकार

M/o Env't. Forest & Climate Change, Govt. of India

सर्वे नं. ११०, हीराबाई धनकुडे हॉल, बाणेर रोड, बाणेर, पुणे - 411045

Sr. No. 110, Hirabai Dhankude Hall, Baner Road, Baner, Pune-411045

**BEFORE THE HON'BLE NATIONAL GREEN TRIBUNAL
WESTERN ZONE BENCH, PUNE**

**ORIGINAL APPLICATION NO. 91/2024 (WZ)
EARLIER ORIGINAL APPLICATION NO. 322/2024 (PB)**



IN THE MATTER OF: -

NEWS ITEM TITLED "PAVANA RIVER ENTERS 'PRIORITY 1' CATEGORY DUE TO INCREASE IN POLLUTION" APPEARING IN THE HINDUSTAN TIMES DATED 26.02.2024.

AFFIDAVIT

I, Pratik Dinkarrao Bharne, working as Scientist 'E' & Regional Director in Central Pollution Control Board, Regional Directorate, Survey No. 110, Hirabai Dhankude Multipurpose Hall, Baner Road, Baner, Pune-411045, do hereby solemnly affirm and declare as under:

1. That, the deponent is authorized representative to represent the Respondent CPCB in the present case, and as such, I am well conversant with the facts and circumstances of the present case on the basis of the information derived from the official records, and hence, I am competent and authorized to verify, sign and swear this affidavit on behalf of the Respondent CPCB.
2. That, the accompanying reply may be read part and parcel of the present affidavit as I am competent to swear this affidavit.
3. That, the contents thereof are true and correct on the basis of the record maintained during ordinary course of business of CPCB and available records and documents and the contents of the same are read over and explained to me and are not repeated herein for the sake of brevity.


DEPONENT

क्षेत्रीय निदेशक / Regional Director
केंद्रीय प्रदूषण नियंत्रण बोर्ड
Central Pollution Control Board
क्षेत्रीय निदेशालय, पुणे / Regional Directorate, Pune
पर्यावरण, वन एवं जलवायु परिवर्तन मंत्रालय, भारत सरकार
M/o Env't. Forest & Climate Change, Govt. of India
सर्वे नं. ११०, हीराबाई धनकुडे हॉल, बाणेर रोड, बाणेर, पुणे - 411045
Sr. No. 110, Hirabai Dhankude Hall, Baner Road, Baner, Pune-411045

VERIFICATION


Verified at Pune on this day of 04th January, 2025 that the contents of the above reply are correct and true on the basis of the record of the cases as mentioned in the day to day affairs of the CPCB. Nothing has been concealed therefrom or mis-stated.

beatsrds.

DEPONENT – Respondent No. 1

क्षेत्रीय निदेशक / Regional Director
 केंद्रीय प्रदूषण नियंत्रण बोर्ड
 Central Pollution Control Board
 क्षेत्रीय निदेशालय, पुणे/Regional Directorate, Pune
 पर्यावरण, वन एवं जलवायु परिवर्तन मंत्रालय, भारत सरकार
 M/o Env. Forest & Climate Change, Govt. of India
 सर्वे नं. ११०, हीराबाई धनकुडे हॉल, बाणेर रोड, बाणेर, पुणे – 411045
 Sr. No. 110, Hirabai Dhankude Hall, Baner Road, Baner, Pune-411045

COUNSEL for Respondent No. 1



Noted & Registered
 At.Sr.No. 12/2025

BEFORE ME

Manisha

MANISHA SAMEER CHITNIS
 NOTARY
 GOVERNMENT OF INDIA

04 JAN 2025

REPORT ON ACTION
PLAN FOR CLEAN-UP OF
POLLUTED STRETCH OF
PAWANA RIVER

March, 2019

CONTENTS

PAWANA RIVER (Dapodi to Ravet)	3
1.1 Executive Summary	3
1.2 Background	10
1.3 Status of Sewage Generation & Treatment.....	12
1.4 Drain out-falling into River Pawana.....	16
1.5 Status of water quality	17
1.6 Status of Ground Water Quality	24
1.7 Status of Industrial Effluent Generation & Treatment.....	26
1.8 Waste Management.....	30
1.8.1 Solid Waste Management.....	30
1.8.2 Bio-medical waste Management	30
1.8.3 E-Waste management	30
1.8.4 Hazardous Waste Management.....	31
1.9 Dream Project of Government of Maharashtra (GOM), Namami Chndrabhaga	32
1.10 Involvement of Civil Society/Creation of awareness.....	33
1.11 Greenery Development Plan of Forest Department, Government of Maharashtra	42
1.12 Plan for restoration of water quality	45
1.13 Budget Estimates & Pooling of Resources from Local Bodies, State Pollution Control Board, State Government & Central Government.....	46
1.14 Timelines for Implementation of Restoration Plan.....	48
1.15 Governance and Supervision	48
1.15.1 Two Tier Monitoring	48
1.15.2 District Level Special Task Force:	48
1.15.3 River Rejuvenation Committee:.....	48

LIST OF TABLES

Table 1 Introduction of river stretch.....	11
Table 2 Status of Sewage generation & treatment	12
Table 3 Status of STPs in Pimpri Chinchwad City	12
Table 4 Status of Sewage Generation & Treatment of the STP along the Polluted River Stretch.....	13

Table 5 Domestic sewage aspects on the river stretch.....	14
Table 6 Mean of Annual Performance of STPs in Pune Region.	15
Table 7 Details of Major Drains	16
Table 8 Water Quality of the Drains.....	16
Table 9 Water Quality at Ravet Weir, Ravet, Haweli.....	18
Table 10 Chinchwadgaon, Haweli.....	19
Table 11 Water Quality at Pimprigaon, Haweli.....	20
Table 12 Water Quality at Kasarwadi, Haweli	21
Table 13 Water Quality at Dapodi Bridge Dapodi, Haweli	22
Table 14 Water Quality at Sangavi gaon, Haweli	23
Table 15 Water Quality Index for 156 locations (surface water & ground water) during	24
Table 16 Ground water quality of dug well at MSW site Moshi, Dist. Pune	25
Table 17 Ground water quality of dug well at Village- Sanaswadi, Taluka- Shirur, District- Pune	25
Table 18 Particulars of Industries in Pune District.....	27
Table 19 Highly Polluting Industries as on 31/3/2018.	28
Table 20 Statistical Analysis Data for CETP Performance in Pune Region.....	29
Table 21 Status of Waste Management in Pune city	32
Table 22 Time bound action plan to improve water quality for Pawana River	45

LIST OF FIGURES

Figure 1 Polluted Stretch of Pawana River	10
Figure 2 Map Showing Stretch of Pawana River.....	11
Figure 3 Map Showing NWMP Stations across Pawana River Stretch.....	17

PAWANA RIVER (Dapodi to Ravet)

1.1 Executive Summary

Sr. No.	Description of Item	Details		
1.	Name of the identified polluted river and its tributaries	:	Dapodi to Ravet	
2.	Is river is perennial and total length of the polluted river	:	Non- perennial Length- 20 KM	
3.	Revised priority as per Jan. to Dec.2018 Analysis results	:		
4.	No of drains contributing to pollution and names of major drains	:	6 Major drains 1) Ravet Nala Near Ravet STP 2) Garware Nala Near Bhatnagar 3) Kalasagar Nala 4) Chinchwad Nala Near SBR 30 MLD STP 5) Gavade Colony Nala Near Manikbag (Chinchwad Staion Nala Near By Bombay Selection) 6) Nala Near Sandvik	
5.	Major Towns on the banks of the river with population	:	Major towns like Ravet, Chinchwad, Thergaon, Pimpri, Kasarwadi, Sangavi, Dapodi) Having Population-20 Lakh	
6.	a. Sewage generation & Treatment in MLD	:	Total Water consumption- 256.25 in MLD Total Sewage generation- 205.80 in MLD	
	b. Total no. of existing STPs and the total capacities in MLD	:	11 Nos of existing STPs and having capacity 292 MLD	
	c. Gaps in sewage treatment in MLD and no. of towns not having STPs	:	Total Sewage generation - 205.80 in MLD and Actual sewage treatment-201.16 MLD. Gaps in treatment-4.64 MLD	
7.	Major industrial estates located with total no. of industries	:	Industrial Estate	No. of Industries
			03	Major 44 Nos.
	a. Total water consumption and total industrial effluent generation in MLD	:	Total water consumption- 46.91 MLD approx. Total industrial effluent generation – 23.07 MLD MPCB does not allow any industry in the catchment area to discharge treated/untreated effluent in the river.	
	b. No. of industries having captive ETPs and their treatment capacity in MLD	:	44 Nos. Treatment capacity in MLD- 40 MLD approx.	

	c. No of CETP's and their treatment capacity	:	No CETP in the catchment area of the river
	d. Gaps in treatment of industrial effluent	:	No gap in effluent treatment.
8.	Waste Management	:	
	a. Solid Waste Generation & processing	:	<ul style="list-style-type: none"> • Solid waste generation-915 MT/Day, Treatment-470 MT/day. • PCMC has proposed to provide waste to energy plant having capacity 1000 TPD at existing MSW site at Moshi.
	b. Biomedical Waste Generation & treatment	:	<ul style="list-style-type: none"> • BMW Generation: 4948.5 Kg/day • 100% waste is collected, transported and treated at CBMWTSDf-PASCCO located at Sangamwadi, Pune. • The CBMWTSDf has installed capacity of Incinerator 150 Kg/Hr and Autoclave 200 litre/cycle
	c. E-Waste Management Generation & treatment	:	E-waste generated by industries is sent to MPCB authorized E-waste reprocessor.
	d. Hazardous waste Management	:	<ul style="list-style-type: none"> • There are 993 Hazardous waste generating industries in Pune district. • These industries generated about 61596 MT of Hazardous waste in year 2017-18. • The HW from Pune district is scientifically disposed through CHWTSDf - Maharashtra Enviro Power Ltd MIDC, Ranjangaon, Dist. Pune having capacity – Landfill – 60000 TPA, Incinerable – 20000 TPA and Lifespan of the facility is 20 years.
9.	Action plan includes mainly covering aspect such as (Proposal for utilisation of sewage, ground water recharging or rain water harvesting, measures for regulating ground water use, protection and management of flood plain zone, maintaining minimum E-flows and water shed management, plantation on both sides of the river, setting up of bio-diversity parks etc., as per Hon'ble NGT Orders dated 20.09.2018 and 19.12.2018)	:	RRC has already requested to Water Resource Dept, GoM for maintaining minimum E-flows and water shed management, plantation on both sides of the river, setting up of bio-diversity parks.
10.	Min. and Max. required time period for implementation of action plans		Min 2 Years, Max 4 Years
11.	Total estimated budget in crores towards	:	No. of STPs- 2 Nos.

	implementation of proposed action plans with break-up (e.g. No. of STPs, capacity, total cost; No of CETPs, total capacity, Cost towards interception and diversion of sewage/effluent to STPs/CETPs etc.,)		Capacity- 10 & 12 MLD Total cost- 26.24 Cr (for 2 STP) No of CETPs total capacity, Cost towards interception- NA Diversion of sewage to STPs- PCMC proposed to provide 210 Km new drainage line for carrying domestic effluent (under Amrut scheme) Costing of the same is 147.84 Cr. Said project will be completed upto 2020 for the whole PCMC jurisdiction.
12.	Whether „River Rejuvenation Committee (RRC) constituted by the State Govt./UT Administration and If so, Date of constitution of „RRC“.	:	River Rejuvenation Committee (RRC) constituted as per the Maharashtra Government G.R. issued by the Environment Dept, GoM vide No. NGT 2018/PC-2/TC-3 dtd.13.12.2018.
13.	Responsible Organisation (s) for implementation of proposed action plans (Please enclose details as annexure)	:	1. Water Resource Department, GoM 2. Urban Development Department 3. Pimpri Chinchwad Municipal Corporation 4. Forest Department 5. Agriculture Department 6. Rural Development Department
14.	Expected deliverables w r to achieving Goals	:	1. To achieve 100% sewage collection and treatment 2. To achieve 100% MSW collection, transportation and treatment. 3. To achieve river water quality of Bathing standards by 2020. 4. Augmentation of River Flow and restoration of water quality-2022
15.	Initiatives taken by Govt. of Maharashtra and MPCB.	:	<ul style="list-style-type: none"> • Maharashtra Government through it's forest department has announced The Plantation Program in 2016 with the aim of planting 2 crore & planted 2.82 crore saplings. Forest Department has set the target of plantation of 4Crore, 13Crore and 33Crore saplings under the mission of 50Crore plantation which shall be accomplished in the three consecutive years viz. 2017, 2018 and 2019. • GOM, announced „Namami Chandrabhaga Abhiyan“ in year 2016. It is an initiative taken to revive and rejuvenate the river Chandrabhaga and to restore its historic glory. Government of Maharashtra has prepared a comprehensive plan for cleaning of the

		<p>river on the lines of „Namami Gange“. The aim of the mission is to make the Chandrabhaga river pollution free and conserve its purity and sanctity up to year 2022.</p> <ul style="list-style-type: none"> • MPC Board will provide financial & technical assistance to villages in next three years to comply with sewage & waste management. • MPC Board has issued Direction to the local bodies to make 25% budgetary provision for scientific treatment and disposal of Sewage and Solid Waste. Accordingly, Municipal Corporations have passed resolution in their General Body meeting and reserved the funds. These funds are reserved and made mandatory to utilise for preparation of DPR, establishing treatment facility, O & M of treatment facility etc. The review of the same is taken from time to time by the Board. • MPC Board has issued directions to 08 Municipal Corporations to penalize to the tune of 1pais/litre of sewage generation under „Polluter pays principle“. • MPC Board has issued directions to non-complying CETPs to penalize to the tune of 2 paisa/litre for remediation & upgradation to comply with the consented standards.
	Budget Estimates & Pooling of Resources from Local Bodies, State Pollution Control Board, State Government & Central Government	<ul style="list-style-type: none"> • The Pune Municipal Corporation has sanctioned Rs. 990.26Cr; out of which Central Government has component of 841.72Cr. & Pune Municipal Corporation has component 148.54Cr for management of sewerage systems & STPs. These funds will be utilized for completion of said work by 2022. • The PCMC has already prepared DPRs & allocated the funds of Rs. 57.0Crs management of sewerage systems & STPs & the said work will be completed by 2020. • Maharashtra Government has already

			<p>received proposal of Rs. 1104.54Cr. Under State River Conservation Program & from this amount State Government will provide necessary funds in next 3 years by 2022 for Sewage management</p> <ul style="list-style-type: none"> • The Maharashtra Pollution Control Boards has also reserved Rs. 461.42Cr. for preparation of action plan for abatement & Control of Pollution of River Water due to sewage & solid waste disposal from B & C Municipal Councils (342Nos of Urban Local Bodies.), Nagar Panchyat & Gram Panchayat for reducing polluted stretches in compliance with Hon'ble NGT, principal bench directions w.r.t. "More River Stretches are now Critically Polluted. The said funds will be used for DPR preparation, development of infrastructure for sewage collection & treatment & development of infrastructure for Solid Waste Management. The DPR preparation & implementation of the same will be completed by year 2022 (i.e in next 3 years). • The Maharashtra Government through Urban Development Department has approved DPR of all 388 Urban Local Bodies for Solid Waste Management. The funds for the same amounting to Rs. 2560.0Cr has been already approved by Government & the said DPRs will be implemented & Solid Waste Management issues will be resolved by December'2019.
--	--	--	---

Preamble -

In the matter of OA No. 673 of 2018-"More river stretches are critically polluted now: CPCB", the Hon'ble NGT has passed order dated 20.09.2018 for constitution of River Rejuvenation Committee (RRC) and Special Environment Surveillance Task Force (SESTF). The report comprises 351 polluted river stretches in India out of which 53 polluted river stretches are in Maharashtra. In the state, 9 polluted stretches in priority I & 6 polluted stretches in priority II. It has been mandated to prepare Action Plan for River Stretches and make them pollution free. In compliance of the orders of the Hon'ble NGT, the State Government has constituted RRC.

River Rejuvenation Committee (RRC) constituted as per the Maharashtra Government G.R. issued by the Environment Dept, GoM vide No. NGT 2018/PC-2/TC-3 dtd.13.12.2018 with 5 members under the guidance of Principal Secretary for preparation of action plans and to monitor the implementation of these action plans. The members of RRC are as mentioned under:

1. Commissioner / Director, Directorate of Municipal Administration
2. Chief Executive Officer – Maharashtra Industrial Development Corporation
3. Director (Environment)
4. Director (Industries)
5. Member Secretary – Maharashtra Pollution Control Boards- Member & Co-ordinator of RRC

Further State Government also constituted District Level Special Task Force comprising of the following:

1. Representative of District Collector
2. Representative of District Superintendent of Police
3. Representative of Regional Officer, MPCB
4. Representative of the District Judge of the concerned District

Meetings of the RRC Committee:

- 1st Meeting of River Rejuvenation Committee (RRC) convened on 14.12.2018.
RRC reviewed draft action plans of polluted river stretches of Priority I prepared by Maharashtra PCB. It was decided by the all the committee members, to take review of local bodies and accordingly to communicate the outcomes of the meeting to the Hon'ble NGT, Principal Bench. Maharashtra PCB submitted nine draft action plans of polluted river stretches of Priority I to CPCB along with minutes of 1st meeting of RRC and submitted progress report of polluted river stretches to Hon'ble NGT on 15.12.2018
- 2nd Meeting of River Rejuvenation Committee (RRC) convened on 09.01.2019.

RRC reviewed draft action plans of polluted river stretches of Priority II prepared by Maharashtra PCB. It was decided in the meeting to add in the draft action plans funding details like source, name of scheme, timeline etc for proposed STPs by concern local bodies.

- 3rd Meeting of River Rejuvenation Committee (RRC) convened on 23.01.2019.
RRC reviewed and finalised draft action plans of polluted river stretches of Priority I, II, III, IV and V prepared by Maharashtra PCB. RRC also decided to call the local bodies and review the timelines proposed in action plans from time to time.
- Maharashtra PCB submitted 53 draft action plans of polluted river stretches of Priority I, II, III, IV and V to CPCB along with minutes of 2nd & 3rd meeting of RRC and submitted progress report of polluted river stretches to Hon'ble NGT on 31.01.2019.
- CPCB Task Team on Polluted River Stretches called MPCB to give presentation on Action Plan for Priority-I & II polluted river stretches on 12.02.2019. Accordingly, the presentations were reviewed by Task team & few improvements in the action plan were suggested.
- 4th Meeting of River Rejuvenation Committee (RRC) held on 16/02/2019 & it was decided to communicate with Water Resource Department to maintain e-flow in the rivers of Maharashtra adopting good irrigation practices, protection & management of flood plain zone (FPZ), rain water harvesting, ground water charging, plantation on both sides of river, Setting up of biodiversity parks on flood plains by removing encroachments and Urban Development department communicated to take necessary steps to provide adequate funds to urban local bodies for installation of sewage treatment & MSW processing facilities in a time bound manner so as to comply with the Hon'ble NGT.

Achievable goal:

The objective/goal of the action plan is that the quality of river water should meet with the required value as given under:-

Quality Parameter	Standard to be achieved
BOD	3.0 mg/l.
Dissolved Oxygen (DO)	More than 5.0 mg/l.
Faecal Coliform	Less than 500 MPN/100ml.

1.2 Background

Pawana River originates from Pawana Lake near Lonavla and meets Mula River at Sangvi near Pune. The river flows a total distance of 60 kilometers to meet Mula river in Pune. On its journey Pawana River passes through the suburbs of Kalewadi, Punawale, Chinchwad and Pimpri. The river is reported to be severely polluted due to untreated/treated sewage and garbage from these cities and their suburbs. Accumulation of silt and discharge of untreated waste are the major factors of pollution of the river.



Figure 1 Polluted Stretch of Pawana River

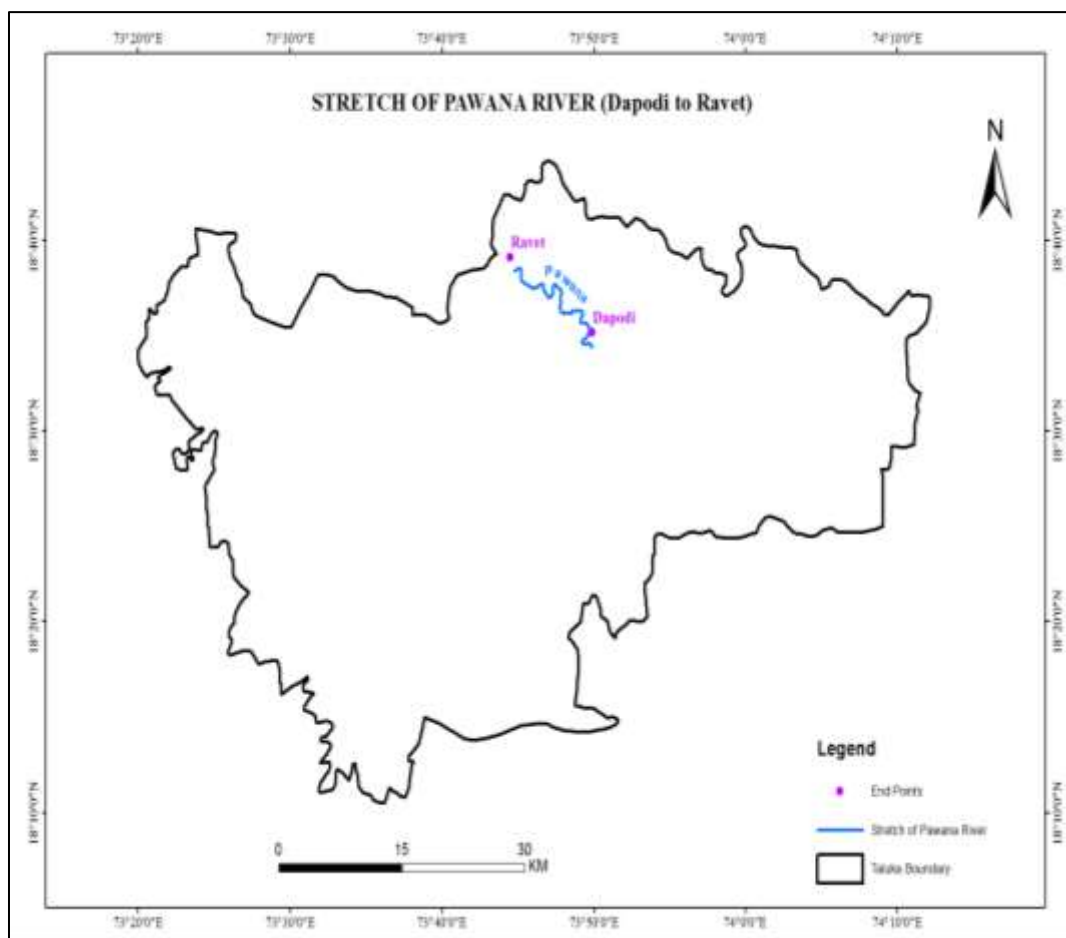


Figure 2 Map Showing Stretch of Pawana River

The river is non-perennial in nature and the steady flow is attributed to the release of water from Pawana dam. Fed by rain, it flows east from there to meet the Mula River.

The river stretch extends from Ravet to Dapodi in PCMC area. Length of the stretch is approximately 20 Km. The population of Pimpri-Chinchwad is about 17.3 Lacs.

The current status of the river as per the monthly sampling conducted between January to December 2018 reveals that water quality of the river falls in Priority III i.e. max BOD 16.5 mg/l.

Table 1 Introduction of river stretch

Sr. No.	Description of item	Details
1	Approx. length of stretch	20 Km
2	Major Towns located on the bank along with Population	Pimpri - Chinchwad: 17.3 Lakhs
3	Stretch of River Perennial or Non Perennial	Non Perennial. River flow due to discharge of Pawana

		Dam.
4	Water usage in the stretch	Water used for irrigation. Water for potable purpose is supplied through a pipeline directly from the dams.
5	Current status of polluted river stretch (Jan – Dec 2018)	Priority III

1.3 Status of Sewage Generation & Treatment

Pimpri-Chinchwad city generates about 312 MLD sewage. There are 13 Sewage Treatment Plants installed by Pimpri Chinchwad Municipal Corporation with capacity of 333 MLD. The gap in treatment is about 20 MLD due to lack of inadequate drainage network. PCMC plans to bridge the gap in sewage treatment by installing 210 Km new drainage line, under AMRUT scheme, which will be completed by year 2020. 05 Nos of STPs with Capacity 62 MLD are proposed in PCMC at different locations.

DPR is prepared for Sewage treatment plant by Alandi Municipal Council & will be commissioned by 2021.

Table 2 Status of Sewage generation & treatment

Sr. No.	City	Total Sewage Generated	STP capacity	Total effective Treatment Capacity	Gap in Treatment (MLD)
1	Pimpri Chinchwad	312	292	--	20
2	Alandi	2.5	Nil	Nil	2.5

Table 3 Status of STPs in Pimpri Chinchwad City

Sr. No.	STP Location	STP Installed Capacity (MLD)	STP utilization capacity (MLD)	Technology (UASB/ASP/O P/SBR/MBR/F AB etc.)	Disposal (land, River, Sea or any other)
1	Chikhali Phase I	16	15.26	Extended Aeration	Pawana River
2	Chikhali Phase II	16	7.68	ASP	Pawana River
3	Akurdi	30	29.66	SBR	Nalla to Pawana River
4	Ravet	20	10.13	SBR	Pawana River

5	Chinchwad Phase I (Bhatnagar)	30	20.39	ASP	Pawana River
6	Chinchwad Phase II	30	27.25	SBR	Nalla to Pawana River
7	Kasarwadi I	40	31.3	ASP	Pawana River
8	Kasarwadi II	40	20.47	ASP	Nalla to Pawana River
9	Kasarwadi III	40	23.2	SBR	Nalla to Pawana River
10	Charholi Phase I	21	24.41	SBR	Indrayani River
11	Sangvi Phase I	10	3	SBR	Pawana River
12	Sangvi Phase II (Dapodi)	20	13.5	SBR	Pawana River
13	Pimple Nilekh	20	17.32	Bio-Tower	Mula River
Total		333	243.57	--	--

Table 4 Status of Sewage Generation & Treatment of the STP along the Polluted River Stretch

Name and Address of STP	Designed Capacity (MLD)	Source of Funds	Stage (Construction/ Proposed)	Target date of Completion
Charoli STP	20	PCMC	Work in progress	Mar.2019
Tathavade village STP	10	PCMC/State Gov./Central Gov(AMRUT)	NA	Land acquisition process is in progress.
Chikhali STP	12	PCMC/State Gov./Central Gov(AMRUT)	Work in progress	Mar.2020
Bhopkhel STP	5	PCMC/State Gov./Central Gov(AMRUT)	Work in progress	Mar.2020
Pimple Nilakh STP	15	PCMC/State Gov./Central Gov(AMRUT)	Work in progress	Mar.2020

Proposal for utilization of sewage - The Infrastructure Projects are mandated by MPCB to recycle 60% of treated sewage for secondary use by providing dual pipeline.

The Local Bodies will be encouraged to reuse treated sewage for various purposes including to Thermal Power Plants wherever possible.

e.g. Koradi TPS is receiving 100 MLD of treated sewage from Nagpur city.

Table 5 Domestic sewage aspects on the river stretch

Sr No	Particular	Remarks
1	Details of drainage system/sewerage network present/proposed	Existing drainage network- Map enclosed. ➤ PCMC area has sewerage network of 1521 Kms of length. PCMC has Proposed drainage network of 210 Km under Amrut scheme, which will be completed by year 2020.
2	Proposal for utilization of sewage	The Infrastructure Projects are mandated by MPCB to recycle 60% of treated sewage for secondary use by providing dual pipeline. The Local Bodies will be encouraged to reuse treated sewage for various purposes including to Thermal Power Plants wherever possible. e.g. Koradi TPS is receiving 100 MLD of treated sewage from Nagpur city.
3	Ground water extraction & consumption	Water to the Pune city is provided from dams. Hence ground water extraction is minimum. Water to industrial area is supplied by Maharashtra Industrial Development Corporation.
4	STP sludge management	STP sludge is disinfected and used as manure.
5	Proposal for ground water recharging/rain water harvesting	The EC has mandated rainwater harvesting for projects above 20,000 Sq.m.
6	Adopting good irrigation practices	Agriculture Department, GoM & Water Resource Department, GoM is requested for implementation
7	Protection and management of Flood Plain Zones (FPZ)	Water Resource Department,GoM is requested for implementation.
8	Plantation on both sides of the river	Water Resource Department,GoM is requested for implementation.
9	Setting up of biodiversity parks on flood plains by removing encroachment	Water Resource Department,GoM is requested for implementation.

Further in entire Pune region, there are 28 operational STPs out of 36 in this Region with a collective treatment capacity of 1168.89 MLD. The total domestic effluent received at these STPs during the year 2017-18 was 1052.5 MLD while the total quantity of domestic effluent treated was 834.6 MLD. The mean of annual performance and analysis of all STPs provided in Pune Region are represented in Table 06.

Table 6 Mean of Annual Performance of STPs in Pune Region.

Location	Parameters (mg/l)					
	pH		BOD (Mean)		S.S. (Mean)	
	Inlet	Outlet	Inlet	Outlet	Inlet	Outlet
PMC STP at Tanajiwadi	-	6.9	-	14	-	-
PMC STP at New Naidu	-	7	-	9.5	-	-
PMC STP at Old Naidu	-	7	-	4.2	-	-
PMC STP at Vittalwadi	-	7.1	-	8.6	-	-
PMC STP at Erandwana	-	7.1	-	15	-	-
PMC STP at Baner	-	7.3	-	3.8	-	-
PCMC Akurdi	-	7.9	-	11.6	-	10.3
PCMC Charholi	-	7.9	-	19.5	-	29
PCMC Chikhali Phase-I	-	7.4	-	12.4	-	15.2
PCMC Chikhali Phase-II	-	7.7	-	8.9	-	11.6
PCMC Chinchwad	-	7.5	-	17.3	-	12.3
PCMC Kasarwadi -I	-	9.1	-	7.5	-	14.3
PCMC Kasarwadi -II	-	7.3	-	12	-	16.2
PCMC Kasarwadi -III	-	7.6	-	14.7	-	14.9
PCMC Pimple Nilakh	-	7.8	-	10.2	-	32.3
PCMC Ravet	-	7.6	-	10.5	-	13.2
PCMC Sanghavi	-	7	-	5.8	-	11
PCMC Dapodi	-	7.8	-	10.1	-	17
PCMC Bhat Nagar	-	7.6	-	12.7	-	32
Mahabaleshwar Municipal Council-STP No.1- at Compartment No. 79 (City Survey No. 257/1) Behind Karmachari Vasahat, at Mahabaleshwar, Taluka- Mahabaleshwar, District- Satara	-	7.25	-	10.75	-	28
	-	7.65	-	147.5	-	640.5
Panchgani Municipal Council (0.65 MLD)	-	7.65	-	27	-	51
Panchgani Municipal Council (0.35 MLD)	-	7.5	-	8.55	-	27.5
Panchgani Municipal Council (1.5 MLD)	-	7.6	-	78		123
Karad Municipal Council	-	7.3	-	32.83		31.33
Malkapur City	-	8.5	-	7	-	24
Solapur Municipal Corporation, Solapur Kumathe STP	-	8.1	-	4.95	-	13

Solapur Municipal Corporation, Solapur Degaon STP	-	8.1	-	5.5	-	12
Solapur Municipal Corporation, Solapur Pratap Nagar STP	-	8.2	-	4.05	-	11.5
Pandharpur Municipal Corporation, Solapur Pandharpur STP	7.8	7.4	-	85	-	21.25

From **Table 6** it can be observed that the BOD outlet values exceeded the prescribed standard of 20 mg/l at the STP provided by Mahabaleshwar Municipal Council, and those at Panchgani, Karad and Pandharpur. Outlet values of suspended solids were within the prescribed standard of 50 mg/l at all locations except at the STP provided by Mahabaleshwar Municipal Council and at Panchgani.

1.4 Drain out-falling into River Pawana

There are total seven nallas that fall into River Pawana which are as following:

Table 7 Details of Major Drains

Sr. No.	Name of the drain	Location	Discharge (min/max)	Length (km)	Width (m)	Depth (m)	Gradient of the river (cm/km)
1	Kivale Nalla	Backside of Symbiosis University, Kivale, Pune	0.5 MLD	0.5	2.0	0.5	--
2	Gavade Colony Nalla	Near SKF Industry, Chinchwad, Pune	1.0 MLD	1.5	2.0	0.4	--
3	Chinchwad Nalla	Near Chinchwad STP- 30 MLD – Phase-1 (SBR), Chinchwad, Pune	2.0 MLD	1.5	2.0	0.4	--
4	Garware Nalla	Near Chinchwad STP- 30 MLD – Phase-2, Chinchwad, Pune.	1.0 MLD	1.5	2.0	0.4	--
5	Sandvik Nalla	Nalla near Sandvik Asia Industry, Dapodi, Pune	1.0MLD	1.25	2.0	0.4	--
6	Ravet Nalla	Ravet Nalla, near Ravet STP	1.0MLD	1.5	1.5	0.5	--
7	Kasarwadi, Nalla	Kalasagar Nalla (Bhosari Nalla)	0.5 MLD	1.0	2.0	0.4	--

Table 8 Water Quality of the Drains

Sr. No.	Major Drain	BOD (mg/l)	COD (mg/l)
1	Kivale Nalla, Backside of Symbiosis University, Kivale (Mamurdi Nalla)	4.0	28.0

2	Gavade Colony Chinchwad Nalla near Manikbaug (Kuki Nalla /SKF Nalla)	17.5	140.0
3	Chinchwad Nalla Near SBR 30 MLD	22.0	80.0
4	Garware Nalla near Bhatnagar	19.5	64.0
5	Sandvik	35.0	132.0
6	Ravet Nalla, near Ravet STP	6.5	28.0
7	Kalasagar Nalla (Bhosari Nalla)	14.5	100.0

1.5 Status of water quality

Pawana River is reported to be severely polluted, causing the civic activists to blame the governing body for not taking appropriate steps to limit the degradation. Accumulation of silt and discharge of untreated waste are the major factors of pollution of the river, and has made the river water unusable. The major reason behind this is the discharge of untreated waste to the river. The sampling stations clearly show this condition.

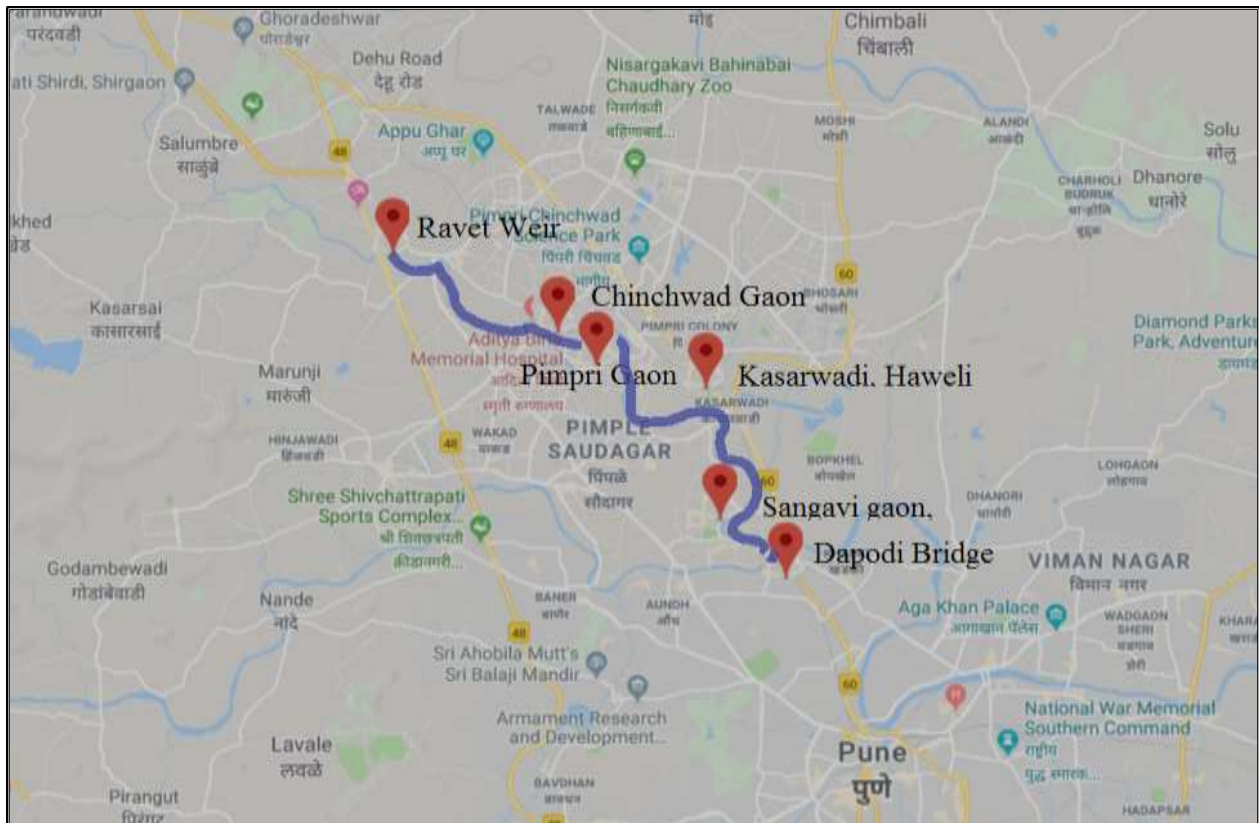


Figure 3 Map Showing NWMP Stations across Pawana River Stretch

Table 9 Water Quality at Ravet Weir, Ravet, Haweli

Month	Year	pH	DO (mg/L)	BOD (mg/L)	FC MPN /100ml	TC MPN /100ml	Water Quality
January	2017	8.1	5.8	5	12.0	550.0	Non Complying
	2018	8.1	6.4	2.6	5	14	Complying
February	2017	7.7	5.8	5			Non Complying
	2018	7.8	6.5	3.2	8	14	Non Complying
March	2017	7.3	5.7	5.5			Non Complying
	2018	7.9	6.4	2.8	9	20	Complying
April	2017	7.6	5.8	5			Non Complying
	2018	8.3	5.8	4.6	9	200	Non Complying
May	2017	8.1	5.6	5			Non Complying
	2018	8.34	6.5	2.8	8	225	Complying
June	2017	7.8	5.5	3.5	10	45	Non Complying
	2018	7.8	6.2	3.4	5	195	Non Complying
July	2017	7.4	6.3	3.4	5	20	Non Complying
	2018	7.4	6.8	2.5	7	200	Complying
August	2017	8.1	7.3	4.6	10	200	Non Complying
	2018	7.7	6.8	2.2	9	225	Complying
September	2017	8.1	7.1	3.2	6	40	Non Complying
	2018	7.8	5.8	4.4	110	900	Non Complying
October	2017	7.7	6.2	4.6	6	30	Non Complying
	2018	7.9	6.8	2	6	40	Complying
November	2017	8.4	4.9	6.8	225	1600	Non Complying
	2018	7.6	6.6	2.2	7	250	Complying
December	2017	7.4	6.6	2.8	4	20	Complying
	2018	7.61	6.9	2	7	200	Complying

Table 10 Chinchwadgaon, Haweli

Month	Year	pH	DO (mg/L)	BOD (mg/L)	FC MPN /100ml	TC MPN /100ml	Water Quality
January	2017	8.4	5.1	8.5	175	1800	Non Complying
	2018	8.2	4.4	7.2	250	1800	Non Complying
February	2017	7.4	5.2	10			Non Complying
	2018	7.9	5.2	6.5	195	1600	Non Complying
March	2017	7.3	3.9	9			Non Complying
	2018	8.1	5.3	7.2	200	1800+	Non Complying
April	2017	7.6	4.5	8			Non Complying
	2018	8.2	5.0	7.4	225	1600	Non Complying
May	2017	8.3	2.7	12			Non Complying
	2018	8.47	5.4	5.8	250	1800+	Non Complying
June	2017	8.0	3.5	13	225	1600.0	Non Complying
	2018	7.8	3.9	15.5	225	1800+	Non Complying
July	2017	7.8	5.4	7.4	200	1600	Non Complying
	2018	7.1	4.4	7.5	225	1800+	Non Complying
August	2017	8.0	5.6	11.5	225	1600	Non Complying
	2018	7.5	3.8	4.8	250	1800+	Non Complying
September	2017	8.0	4.2	5.2	350	1800	Non Complying
	2018	7.7	4.7	9.4	550	1800+	Non Complying
October	2017	7.6	5.8	5.6	275	1800+	Non Complying
	2018	8.0	3.1	8	250	1800+	Non Complying
November	2017	8.4	4.9	6.8	225	1600	Non Complying
	2018	7.5	1.8	7.5	250	1800+	Non Complying
December	2017	7.9	4.8	9.5	250	1800+	Non Complying
	2018	7.69	1.6	8.8	275	1800+	Non Complying

Table 11 Water Quality at Pimprigaon, Haweli

Month	Year	pH	DO (mg/L)	BOD (mg/L)	FC MPN /100ml	TC MPN /100ml	Water Quality
January	2017	7.9	1.2	13	40	1600	Non Complying
	2018	8.5	3.4	12	275	1800	Non Complying
February	2017	7.5	2.8	11.5			Non Complying
	2018	8.3	4.3	13	170	1600	Non Complying
March	2017	7.3	2.1	13.5			Non Complying
	2018	8.2	4.6	10.5	225	1800+	Non Complying
April	2017	7.7	2.4	12			Non Complying
	2018	7.9	4.8	10.4	200	1600	Non Complying
May	2017	8	0.6	16			Non Complying
	2018	8.55	4.2	13	200	1600	Non Complying
June	2017	8.0	0.9	15.5	250	1800+	Non Complying
	2018	7.6	3.7	16.5	250	1800 +	Non Complying
July	2017	7.8	5	10	155	1600	Non Complying
	2018	7.0	4.3	8.5	250	1800 +	Non Complying
August	2017	8.0	6.0	8.4	250	1600.0	Non Complying
	2018	7.4	3.5	5	275	1800+	Non Complying
September	2017	7.5	3.1	8.8	275	1800	Non Complying
	2018	7.6	2.7	11.2	550	1800+	Non Complying
October	2017	7.6	5.3	9.2	350	1800+	Non Complying
	2018	7.9	3.2	8.2	275	1800+	Non Complying
November	2017	8.0	4.1	12.5	225	1600	Non Complying
	2018	7.3	2.1	8.5	225	1800+	Non Complying
December	2017	7.8	4.8	11.5	225	1600	Non Complying
	2018	7.84	1.9	8	250	1800+	Non Complying

Table 12 Water Quality at Kasarwadi, Haweli

Month	Year	pH	DO (mg/L)	BOD (mg/L)	FC MPN /100ml	TC MPN /100ml	Water Quality
January	2017	8	1.5	15	140	1600	Non Complying
	2018	7.6	3.4	22	250	1800	Non Complying
February	2017	7.5	3.4	12			Non Complying
	2018	7.5	4.6	11	200	1800+	Non Complying
March	2017	7.3	1.8	14			Non Complying
	2018	8.7	4.7	10.8	225	1600	Non Complying
April	2017	7.8	1.9	13.5			Non Complying
	2018	8.0	5.6	15	250	1800+	Non Complying
May	2017	7.9	Nil	21			Non Complying
	2018	8.51	4.5	12	250	1800+	Non Complying
June	2017	7.9	0.5	17	275	1800+	Non Complying
	2018	7.8	3.8	15.5	275	1800+	Non Complying
July	2017	7.2	5	9.6	250	1800+	Non Complying
	2018	7.0	3.8	11.0	275	1800+	Non Complying
August	2017	7.9	6.0	8.8	250	1800+	Non Complying
	2018	7.3	3.6	5.8	225	1800+	Non Complying
September	2017	7.3	4.0	6.2	275	1800.0	Non Complying
	2018	7.6	2.6	10.6	900	1800+	Non Complying
October	2017	7.5	6.8	5.4	275	1800+	Non Complying
	2018	7.6	2.6	9.2	275	1800+	Non Complying
November	2017	8.2	3.8	16.5	250	1800+	Non Complying
	2018	7.3	2.0	11	275	1800+	Non Complying
December	2017	7.9	3.8	14.5	275	1800+	Non Complying
	2018	7.84	1.6	10.5	275	1800+	Non Complying

Table 13Water Quality at Dapodi Bridge Dapodi, Haweli

Month	Year	pH	DO (mg/L)	BOD (mg/L)	FC MPN /100ml	TC MPN /100ml	Water Quality
January	2017	8.5	NIL	18.0	170.0	900.0	Non Complying
	2018	7.8	3.8	9.2	250	1800	Non Complying
February	2017	7.4	3.7	15.0			Non Complying
	2018	8.0	4.4	12.5	250	1800+	Non Complying
March	2017	7.3	1.2	15.5			Non Complying
	2018	8.4	4.7	10.6	195	1600	Non Complying
April	2017	7.9	1.6	15.0			Non Complying
	2018	7.8	3.9	14.5	200	1600	Non Complying
May	2017	8.0	0.7	18.5	130	1600	Non Complying
	2018	8.47	4.5	12.5	200	1800+	Non Complying
June	2017	8.2	0.7	18	275	1800+	Non Complying
	2018	7.7	4.8	15.5	250	1800+	Non Complying
July	2017	7.3	5.3	7.8	250	1800+	Non Complying
	2018	7.4	3.2	12.5	250	1800+	Non Complying
August	2017	8.0	6.4	7.4	275	1800+	Non Complying
	2018	7.4	3.6	5.5	275	1800+	Non Complying
September	2017	7.3	3.1	7.6	225	1800	Non Complying
	2018	7.4	0.9	14.5	1600	1800+	Non Complying
October	2017	7.7	4.3	12	275	1800+	Non Complying
	2018	7.4	2.9	9.5	250	1800+	Non Complying
November	2017	8.5	4.4	11.5	275	1800+	Non Complying
	2018	7.2	2.0	7.5	350	1800+	Non Complying
December	2017	8.0	4.1	13.0	250	1600.0	Non Complying
	2018	7.79	1.6	10.5	275	1800+	Non Complying

Table 14 Water Quality at Sangavi gaon, Haweli

Month	Year	pH	DO (mg/L)	BOD (mg/L)	FC MPN /100ml	TC MPN /100ml	Water Quality
January	2017	7.9	1.8	14.5	275	1800	Non Complying
	2018	7.7	4.8	6.4	200	1600	Non Complying
February	2017	7.4	3.0	14.5			Non Complying
	2018	8.2	4.3	12.5	195	1600	Non Complying
March	2017	7.3	1.7	15.0			Non Complying
	2018	8.4	4.9	10.2	250	1800+	Non Complying
April	2017	7.9	2.4	14			Non Complying
	2018	7.9	4.0	15.0	140	900	Non Complying
May	2017	7.7	0.8	18.0			Non Complying
	2018	8.42	4.6	11.5	170	1600	Non Complying
June	2017	8.1	0.8	16.5	200	1600	Non Complying
	2018	7.7	4.8	13.5	225	1600	Non Complying
July	2017	7.2	5.5	8.4	275	1800+	Non Complying
	2018	7.1	3.9	10.5	195	1600	Non Complying
August	2017	8.0	6.3	7	225	1600	Non Complying
	2018	7.2	3.4	5.5	200	1800+	Non Complying
September	2017	7.3	3.4	8.2	250	1800	Non Complying
	2018	7.6	3.1	10.4	550	1800	Non Complying
October	2017	7.6	4.7	11.0	250	1600	Non Complying
	2018	7.3	3.1	8.5	200	1800+	Non Complying
November	2017	8.4	4.6	10.5	195	1600	Non Complying
	2018	7.3	2.2	9.0	275	1800+	Non Complying
December	2017	8.0	4.0	13.0	195	900	Non Complying
	2018	7.85	2.4	8.5	200	1600	Non Complying

It is observed from above analysis, that most of the location are not complying to the bathing standards of 3mg/lit of BOD. That is due to non-availability of the dilution water at disposal location in the river bed. The necessary dilution will be achieved by way of discharging necessary water quantum required to maintain e-flow from dam in a periodical manner. The usual water cycle of the release of water is mostly for irrigation and domestic purposes from interval of 21 days to 45days. The continuous e-flow will be achieved subject to availability of the water in the dam. The analysis shows BOD values of all locations below 20mg/lit.

1.6 Status of Ground Water Quality

Maharashtra Pollution Control Board (MPCB) regularly monitors the water quality across 250 Water Quality Monitoring Stations (WQMS) for both surface (155 on rivers, 34 on sea/creeks, 10 on drains, 1 dam) and ground water (24Borewells, 24Dugwell, 1 Handpumps, 1 Tubewell) under two programs of NWMP (National Water Monitoring Programme) project titled GEMS (Global Environment Monitoring System) and MINARS (Monitoring of Indian National Aquatic Resources). Surface water samples are monitored every month whereas the ground water samples are monitored every six months.

WQI for ground water

MPCB monitors ground water quality once in six months. Based on the stringency of the parameters and its relative importance in the overall quality of water for drinking purposes each parameter has been assigned specific weightage by CPCB. These weights indicate the relative harmfulness when present in water. Nine parameters (pH, Total Hardness, Calcium Hardness, Magnesium Hardness, Chloride, Total Dissolved Solids, Fluoride, Nitrate, Sulphate) are considered for calculating Water Quality Index of ground water.

Water Quality Index - Ground Water		
WQI	Water Quality	Colour Code
<50	Excellent	
50-100	Good Water	
100-200	Poor Water	
200-300	Very Poor Water	
>300	Water Unsuitable for drinking	

Table 15 Water Quality Index for 156 locations (surface water & ground water) during January - 2019

WQI Category	WQI	Number of WQI values in different category	
		No. of WQI	% of WQI

Good to Excellent	63-100	98	73.68
Medium to Good	50-63	12	9.02
Bad	38-50	9	6.77
Bad to Very Bad	38 and less	14	10.53
Total WQI values		133	100

Summary:

1. 110 WQI values or 82.70 % values are in category of Good to Excellent and Medium to Good.
2. 9 WQI values or 6.77 % are in category of Bad.
3. 14 WQI values or 10.53 % are in category of Bad to Very Bad.

Table 16 Ground water quality of dug well at MSW site Moshi, Dist. Pune

STN Code 1992	Dug well at MSW Site, Village- Moshi, Taluka- Haweli, District- Pune		Water Quality bathing criteria	Water Quality Drinking Criteria
Sampling Date (dd-mm-yyyy)	05-04-2018	06-10-2018		
Sampling Time	10.30 AM	12.50 PM		
Type Water Body	Dug Well	Dug Well		
District	Pune	Pune		
State Name	Maharashtra	Maharashtra		
Weather	Clear	Clear		
Approx Depth	12 mtr.	0.6 mtr.	5 or more	6 or More
Dissolved O2	6.5	3.4		
pH	8.4	7.9		
BOD	2.6	8.5		
Total Coliform	425.0	550.0	500 or less	50 or less

4.

Table 17 Ground water quality of dug well at Village- Sanaswadi, Taluka- Shirur, District- Pune.

STN Code 2820	Dug well owned by Shri Shivaji Baban Darekar, Village- Sanaswadi, Taluka- Shirur, District- Pune.		Water Quality bathing criteria	Water Quality Drinking Criteria
Sampling Date (dd-mm-yyyy)	05-04-2018	06-10-2018		

Sampling Time	10.30 AM	12.50 PM		
Type Water Body	Dug Well	Dug Well		
District	Pune	Pune		
State Name	Maharashtra	Maharashtra		
Weather	Clear	Clear		
Approx Depth	12 mtr.	0.6 mtr.		
Dissolved O2	6.1	5.8	5 or more	6 or More
pH	8.5	8.2	6.5 - 8.5	6.5 - 8.5
BOD	3.6	2.8	3 or less	3 or less

National Rural Drinking Water Programme Ministry of Drinking Water and Sanitation									
MDWS Site Online Applications NRDWP Reports Data Entry Download MDWS App									
State: MAHARASHTRA District: PUNE Show									
Format E21- Block Quality Profile For FTK Testing									
S.No.	Block	Total Sources Tested	Tested Sources Not Found Contaminated	Nos. of Sources with Single Chemical Contaminants					
				Iron	Fluoride	Salinity	Nitrate	Arsenic	Other
	Total	25,446	24,994	0	0	0	0	0	0
1	Ambegaon	2,099	2,086	0	0	0	0	0	0
2	Barasmati	2,452	2,444	0	0	0	0	0	0
3	Bhor	1,620	1,617	0	0	0	0	0	0
4	Daund	2,502	2,223	0	0	0	0	0	0
5	Haveli	1,722	1,719	0	0	0	0	0	0
6	Indapur	1,339	1,281	0	0	0	0	0	0
7	Junnar	2,515	2,502	0	0	0	0	0	0
8	Khed	3,435	3,435	0	0	0	0	0	0
9	Maval	2,422	2,422	0	0	0	0	0	0
10	Mulshi	1,296	1,296	0	0	0	0	0	0
11	Purandhar	853	852	0	0	0	0	0	0
12	Shirur	2,302	2,230	0	0	0	0	0	0
13	Valha	889	887	0	0	0	0	0	0
	Total	25,446	24,994	0	0	0	0	0	0

Above Figure shows there is no contamination of metals in above mentioned blocks in Pune district as per the published data of NRDWP, Ministry of drinking water and sanitation.

1.7 Status of Industrial Effluent Generation & Treatment

Maharashtra is one of the most highly industrialized states in India. With a rise in industrial estates in the State, areas like Mumbai, Thane, Navi Mumbai, Kalyan, Nashik, Pune and Pimpri-Chinchwad that have a large number of pollution-prone industries are facing chronic industrial pollution. In order to maintain a safe distance between industrial units and rivers to avoid discharge of effluent into water bodies, the State has its policy which also states that no industry will be allowed to establish along a river bank. Industries are being encouraged to recycle and reuse waste.

This region mostly harbors multi facet forms of industries ranging from IT & Biotech parks to complicated process & manufacturing industries Industrial Statistics in Pune region is demonstrated in following Table.

Pune		
LSI	MSI	SSI
493	291	7101
1270	563	4608
1323	322	3637
White - 203		

There are no industries situated in the catchment area of river and adjoining areas. Maharashtra Pollution Control Board does not allow any industry to discharge treated/untreated effluent to the river.

The brief details about these industries are as under:

Table 18 Particulars of Industries in Pune District

Sr. No.	Particular	Remarks								
1	Particulars of Industries in Pune District	<table><tr><td>Orange</td><td>3782</td></tr><tr><td>Red</td><td>3633</td></tr></table> <p>MPCB do not allow any industry to discharge effluent to the river.</p> <p>Industries along the stretch:</p> <table><tr><td>Industrial Estate</td><td>No. of Industries</td></tr><tr><td>03</td><td>44 Nos</td></tr></table>	Orange	3782	Red	3633	Industrial Estate	No. of Industries	03	44 Nos
Orange	3782									
Red	3633									
Industrial Estate	No. of Industries									
03	44 Nos									
2	No. of Directions issued to Industries	Nil								
3	Total water consumption and total industrial effluent generation	<p>Total water consumption- 1530.0 CMD approx. Total industrial effluent generation – 601.0 CMD</p> <p>Domestic effluent from industry:384.58CMD</p> <p>All industries are proving treatment plants at their own facility & total quantity of water is recycled & reused within premises for gardening & irrigation purposes.</p> <p>M/s. Padamji Paper Mills is Consuming 13,300.0CMD Recycle – 8,300CMD is recycled in the process after treatment & remaining 3,750CMD is allowed to discharge in the River Pawana after achieving BOD<10mg/lit. At present industry has terminated pulping activities only reprocessed / waste paper</p>								

		processing is carried out. Due to this activity, the water consumption has reduced to almost 50%. Thereby, industry is not contributing any pollution load into the river.
4	No. of industries having captive ETPs and their treatment capacity in MLD	44 Nos. Treatment capacity in MLD- 40 MLD approx.
5	No. of CETPs existing in the catchment of the polluted river stretch and the treatment capacity	Nil
6	No. of Industries that are members of the CETPs	Not Applicable
7	Gaps in treatment of industrial effluent	Not Applicable
8	OCEMS installation Status by Industries	Not Applicable
9	Status of Hazardous Waste Generation and Treatment	Not Applicable

To monitor compliance of Consent conditions, performance of ETP, ECS and other measures, the Board officials inspect industries regularly. There are 489 industries identified under “Highly Polluting Industries”. Table 5.33 shows region-wise details of these highly polluting industries.

Table 19 Highly Polluting Industries as on 31/3/2018.

Industry	Amravati	Aurangabad	Chandrapur	Kalyan	Kolhapur	Mumbai	Nagpur	Nashik	Navi Mumbai	Pune	Raigad	Thane	Grand Total
Cement	-	-	5	-	1	-	1	-	-	-	-	-	7
Distillery	1	15		-	17	-	1	22	-	36	-	-	92
Dyes and Dye-intermediates	-	-	2	3	2	-	1	-	1	-	7	2	18
Fertilizer	1	2	-	-	-	1	1	4	-	1	3	-	13
Integrated Iron and Steel	-	-	1	-	1	-	4	-	-	1	2	-	9
Oil Refinery	-	-	-	-	-	2	-	-	-	-	-	-	2
Pesticide	-	-	-	1	5	-	-	1	3	-	3	3	16
Pharmaceutical	-	13	-	12	4	-	-	2	15	9	14	23	92

ticals													
Pulp & Paper	-	-	1	-	-	-	-	-	-	1	-	-	2
Sugar	1	55	2	-	41	-	5	35	-	63	-	-	202
Tannery		1	-	-	-	-		-	-	-	-	-	1
Thermal Power Plant	2	1	7	-	2	1	12	3	-	-	-	1	29
Petro-chemical	-	-	-	-	-	-	-	-	1	-	5	-	6
Grand Total	5	87	18	16	73	4	25	67	20	111	34	29	489

Further in entire Pune region, there are 5 operational CETPs in Pune Region. Their collective treatment capacity is 12.5 MLD. The total industrial effluent generated in this Region during the year 2017-18 was 379.62 MLD. Data on the quantity of effluent treated by these CETPs during this year is not currently available. The minimum SD. was found at Greenfield CET Plant P. Ltd. while the maximum SD. was found at Kurkumbh Environment Protection Co-op. Society. The performance of these CETPs is shown in Table 20.

Table 20 Statistical Analysis Data for CETP Performance in Pune Region.

Parameters (mg/l)			Location				
			Kurkumbh Environment Protection Co-op. Society	Ranjangaon CETP	Greenfield CET Plant P. Ltd	Hydro Air Tectonics (PCD)	Akkalkot CETP
Inlet	BOD (mg/l)	Min.	52	2	70	11	88
		Max.	1200	2650	490	1550	865
		Mean	660	475	138	135	335
		SD.	341	321	68	92	151
	COD (mg/l)	Min.	504	44	132	32	264
		Max.	3520	8240	1488	620	2592
		Mean	2067	1416	392	378	967
		SD.	1370	941	202	275	431
Outlet	BOD (mg/l)	Min.	17	13	11	32	38
		Max.	80	775	130	450	320
		Mean	54	111	32	159	95
		SD.	30	71	26	68	65

	COD (mg/l)	Min.	56	36	40	100	116
		Max.	272	2192	328	1360	952
		Mean	163	250	101	465	282
		SD.	88	229	80	187	189

From **Table 20**, it is evident that the CETP at Kurkumbh Environment Protection Co-op. Society is performing very well at about 92% efficiency. The CETP at Hydro Air Tectonics (PCD) had the lowest performance with about 38% efficiency. The remaining CETPs were performing at about 71% efficiency in BOD and COD reduction. The discharge limit for BOD were being met at all CETPs and the limit for COD was being attained at all CETPs except Akkalkot CETP.

1.8 Waste Management

1.8.1 Solid Waste Management

In the state of Maharashtra there are total 271 local bodies , comprising of 27 Municipal Corporations, 16- „A“ Class Municipal Council, 54- „B“ Class Municipal Council, 154- „C“ Class Municipal Council, 14- Nagar Panchayat, 06-Cantonment Board generating about 22897.83 MT of municipal solid waste every day, of which the Contribution in terms of percentage by the corporation is 84.72 %, by A class council is 4.25 %, by B class council is 5.04 % , by C Class Council is 5.07 % and by Others is 0.96 %. The overall percentage of treatment is 34.70 % i.e. 7945.544 MT/day quantity is treated and the remaining is disposed in an unscientific manner. Out of 27 Municipal corporations, 24 Corporations have obtained Authorization from MPCB for 22 Nos of approved sites having processing & disposal facilities and same are in operations. 109 Nos. of Municipal Councils having partially processing & disposal facilities.

Total generation of MSW from Pimpri Chinchwad city is about 915 MT/Day. Out of which 470 MT/day waste is treated through mechanical Composting, Vermicomposting, RDF. Waste to energy plant is under installation.

1.8.2 Bio-medical waste Management

Total Bio-medical waste generation in Pune district is 4948.5 Kg/day. 100% waste is collected, transported and treated at CBMWTSDf-PASCCO located at Sangamwadi, Pune. The CBMWTSDf has installed capacity of Incinerator 150 Kg/Hr and Autoclave 200 litre/cycle

1.8.3 E-Waste management

- Maharashtra Pollution Control Board awarded work order to M/s. IRG Systems South Asia Pvt. Ltd. to carry out inventorisation of E-Waste generation in the State of Maharashtra.
- Interim inventorisation report is submitted to MPCB and final report will be ready within one month.
- As per the Interim inventory report submitted to MPCB, the E-Waste generation for the year 2015 is approx. 6,46,509 MT.
- **Number of authorized dismantlers/ recyclers in the state of Maharashtra**

Present Status of E-Waste dismantling and recycling capacity			
1	E-Waste Dismantlers	70	77525 MTA
2	E-waste Recyclers	08	
	Total	78	

- E-Waste Treated (Recycled/Dismantled)
 - Year 2015-16 : 4041.72 MT
 - Year 2016-17 : 6720.69 MT
 - Year 2017-18 : 7031.5 MT
- CPCB has approved EPR of 261 producers for Maharashtra. The list of the producers is enclosed here.
- Annual report for the year 2017-18 is submitted.

Action Taken by MPCB

- MPCB is undertaking regular monitoring of EPR Authorization conditions and regular inspection of the collection points/ centers mentioned in EPR Plan.
- MPCB has issued Directions u/s 5 of the Environment (Protection) Act, 1986 read with E-waste (Management) Rules, 2016 to all Municipal Corporations in Maharashtra on 06/12/2018 for provision of collection centers.
- Co-ordination with Various State Government Departments
- Co-ordination with Urban Local Bodies (Municipal Committee /Council /Corporation).
- Awareness through Public Notice

Constraints:

- Channelization E-waste from informal sector to formal sector.
- Awareness about impact of E-waste on Environment and Rules of E-waste is required.
- Authorized collections and Segregation centers are required to be established by Local Bodies.

1.8.4 Hazardous Waste Management

The state of Maharashtra has four Common Hazardous Waste Treatment, Storage and Disposal Facilities. These facilities are located at MIDC Taloja, Trans-Thane Creek Industrial Area,

MIDC Ranjangaon, Pune and MIDC Butibori, Nagpur. These facilities collectively handle 340,847 MT of Hazardous waste per annum.

There are 993 Hazardous waste generating industries in Pune district. These industries generated about 61596 MT of Hazardous waste in year 2017-18. The HW from Pune district is scientifically disposed through CHWTSDf - Maharashtra Enviro Power Ltd MIDC, Ranjangaon, Dist. Pune having capacity – Landfill – 60000 TPA, Incinerable – 20000 TPA and Lifespan of the facility is 20 years.

Out of the 61596 MT generation in 2017-18, 32873 MT was Landfillable, 11428 MT was Incinerable, 10670 was Recyclable and 6625 was utilizable.

Table 21 Status of Waste Management in Pune city

Sr. No	Particular	Remarks
1	Total MSW Generation	Total generation of MSW Pimpri Chinchwad-915 MT/Day. Alandi-20 MT/Day
2	Existing MSW treatment and disposal facilities	MSW Treatment – Pimpri Chinchwad 470 MT/day through Mechanical Composting, Vermicomposting, RDF, waste to energy plant is under installation. Alandi-16 MT/Day through composting
3	Bio-medical waste Management	Hospitals are joined to CBMWTSDf-PASCCO. Total collection and treatment: 4949 Kg/day
4	E-Waste management	E-waste generated by industries is sent to MPCB authorized E-waste reprocessor.
5	Hazardous Waste Management	HW generated from industry is disposed through CHWTSDf, Taloja.

1.9 Dream Project of Government of Maharashtra (GOM), Namami Chandrabhaga

GOM, has announced Namami Chandrabhaga Abhiyan on 18/03/2016 in the Budgetary Assembly Session of 2016-17. Namami Chandrabhaga is an initiative taken to revive and rejuvenate the river Chandrabhaga and to restore its historic glory. Considering the religious, social and economic importance of the river Chandrabhaga, the Government of Maharashtra has decided to prepare a comprehensive plan for cleaning of the river on the lines of „NamamiGange“. Hon'ble Finance Minister, GOM, directed to issue the GR about finalization of working System of the Abhiyan, vide letter dt. 07/04/2016. The aim of the Namami Chandrabhaga Abhiyan is to make the Chandrabhaga river pollution free and conserve its purity and sanctity up to year 2022 and others are as mentioned below:

- To maintain the permanent minimum continuous flow of water in the river bed.
- To construct weirs in the river bed for maintaining water level.
- To maintain & keep minimum environmental flow of water.
- To make available sufficient public bathrooms & toilets as well as mobile bio-toilets to the public during Pandharpur yatra.
- To install STP's for treatment of domestic wastes and scientific disposal facilities for solid waste generated from the villages & cities located on the bank of Chandrabhaga river.
- To carry out the beautification & forestation of river banks.
- To make reuse/recycle of treated industrial water generated from the industries and industrial estates located in the catchment area of Chandrabhaga river.
- As per the local need to work for public participation and development of pilgrimage area.

“Namami Chandrabhaga Pradhikaran”

Established under the Chairmanship of Hon'ble Chief Minister, GoM & Co-Chairmanship of Hon'ble Finance Minister, GoM, having Divisional Commissioner, Pune as Member Secretary.

“High Power Committee”

Established under the Chairmanship of Hon'ble Chief Secretary, GoM of Maharashtra having Divisional Commissioner, Pune as Member Secretary.

In this context, the Government has identified CSIR National Environmental Engineering Research Institute (CSIR-NEERI) as „Nodal Technical Expert Agency“ for the project. Bhimariver originates in Bhimashankar in Pune district. But when it reaches Pandharpur, it appears like a crescent moon, thus deriving the name Chandrabhaga. It flows in a 370-km stretch between Pune and Solapur districts. CSIR-NEERI was already involved by the Maharashtra Government to provide technological solutions for sanitation and sewage treatment at important cities and pilgrim centers like Nashik and Pandharpur. Furthermore, is retained CSIR-NEERI for technological interventions during the execution of the Project „Namami Chandrabhaga“. The Maharashtra Government intends to cleanse and make the holy river Chandrabhaga pollution free by the year 2022.

Similarly, on the line of Namami Chandrabhaga Maharashtra Government is in process of undertaking various projects for clean-up of other rivers in the State.

1.10 Involvement of Civil Society/Creation of awareness

For sustainable development it is necessary to promote and create environmental awareness among communities, businesses and governments. Therefore the Board organizes various

environmental awareness programs across the State of Maharashtra. During the year 2017-18 the following programs on environmental awareness were conducted by the Board.

Month	Subject	Details
22nd April 2017	World Earth Day	Public awareness messages published in leading newspapers namely Dainik Samna, Sakaal, Divya Marathi, Loksatta, Indian Express, Lokmat, Maharashtra Times of India, DNS, Hindustan Times and Midday on the occasion of World Earth Day.
5th June 2017	World Environment Day celebration	<p>The main event was organized at the Yashwantrao Chavan Auditorium, Mumbai on 5th June, 2017 on occasion of World Environment Day. Hon'ble Chief Minister of Maharashtra, Shri Devendra Fadnavis, Hon'ble Minister of Environment, Shri Ramdas Kadam and Member Secretary of MPCB, Dr. P. Anbalagan attended this event. During this event, award ceremony for Vasundhara Award competition organized for industries, municipal corporations and CETPs was carried out. On the occasion of World Environment Day, Vasundhara Short Film Competition based on the environment was announced by Hon'ble Chief Minister of Maharashtra at the main event. This competition will be organized for professionals as well as amateurs.</p> <p>During this event, the award ceremony for Photathon 2017 took place. This ceremony was presented by Member Secretary of MPCB, Dr. P. Anbalagan. Villages which had participated in the water conservation activity „Jalsanvardhan Panchayat – Ek Lok Chalwal“ organized by Maharashtra Pollution Control Board, Vanrai Pune and Zee 24 Taas were awarded at the hands of Hon'ble Chief Minister of Maharashtra for their exceptional performance. During this event, a short film festival related to the environment was organized for three days at Yashwantrao Chavan Centre, Mumbai with assistance from Enviro-Vigil and as a joint effort by MPCB and Environment Department, Government of Maharashtra. A large number of environmentalists attended this festival. At this time, discussion sessions with directors, producers, environment experts and analysts were also organized.</p>



Hon'ble Shri Devendra Fadnavis, Chief Minister, GoM lighting the lamp during inauguration of the World Environment Day program held at Y. B. Chavan Auditorium, Mumbai on 5th June 2017.

Hon'ble Shri Ramdasji Kadam, Minister for Environment, GoM, Shri Sumit Mallik (IAS), Chief Secretary, GoM and Dr. P. Anbalagan (IAS), Member Secretary graced the occasion with their august presence.



On the eve of World Environment Day on 5th June 2017, Hon'ble Shri Devendra Fadnavis, Chief Minister, GoM giving away Vasundhara Awards to the entrepreneurs who have introduced best environment-friendly practices in their industry, at Y. B. Chavan Auditorium, Mumbai.

5th June 2017	World Environment Day	On the occasion of World Environment Day (5th June, 2017) public awareness messages were published in Maharashtra Times, Time of India, Loksatta, Indian Express, DNA, Hindustan Times, Midday (Gujarati, Urdu and English), Lokmat, Dainik Sakaal, Samna, Divya Marathi and in other leading newspapers. Information about various control measures adopted for pollution control was published in this section on behalf of MPCB.
5th June 2017	World Environment Day	On the occasion of World Environment Day (5th June, 2017) public awareness programs related to the environment, canvas paintings with messages about the environment, brainstorming on public awareness and various other activities were organized by We Love India on 5th June, 2017 at Bandra. Famous movie artists, sportspersons and Hon'ble Environment Minister for State were present during these activities.
4th July 2017	„Paryavaranachi Vaari Pandharichya Daari“	An environmental public awareness campaign namely „Paryavaranachi Vaari Pandharichya Daari“ was organized on the occasion of Aashadhi Ekadashi and the foot pilgrimage to Pandharpur. As environmental issues are equally detrimental to urban and rural areas, fundamental messages such as plastic waste removal, proper use of water, electricity and natural resources, use of limited electrical power for agriculture, use of organic fertilizers, proper waste management of wet waste and dry waste were spread among the 10 lakh devotees who had gathered for the Pandharpur pilgrimage. These messages were made public through folk art, popularly known as Kirtan, Bharud, and Povada. In this 15 day long pilgrimage, Sangeet Natak Academy award winner, Smt. Chandabai Tiwari, famous Shahir Shree Devanand Mali and Hari Bhakta Parayan Shri Dnyaneshwar Maharaj Wabale created public awareness through Bharud, Povada and Kirtan respectively. This year's Pandharpur pilgrimage was inaugurated at Pune by Hon'ble Minister of State of Environment, Shri Ramdas Kadam. Honorable dignitaries such as Member Secretary of MPCB, Dr. P. Anbalagan and Hon'ble Mayor of Pune were present at this event. Guidance for this pilgrimage was sought from Dr. Prakash Khandge, a well-known researcher of folk arts. The conclusion of this pilgrimage was organized on the eve of Aashadhi Ekadashi in the presence of Hon'ble Chief Minister, Shri Devendra Fadnavis, Mrs. Amruta Fadnavis, Cabinet Minister (Solapur), Shri Vijay Deshmukh, Minister of Water

		and Sanitation, Shri Babanrao Lonikar, Senior Cabinet Minister, Shri Mahadev Jankar, Member Secretary of MPCB, Dr. P. Anbalagan and other honorable dignitaries.
	 <p>Hon'ble Shri Devendra Fadnavis, Chief Minister addressing pilgrims on the eve of environment public awareness campaign at Pandharpur on 4th July 2017, in the presence of Dr. P. Anbalagan (IAS), Member Secretary, GoM.</p>	
August 2017	92.7 Big FM Big Green Ganesha	The Big Green Ganesha activity was co-organized by 92.7 Big FM and MPCB in the city of Mumbai. During this activity, the Big Green Ganesha van encouraged citizens at various locations to celebrate an eco-friendly Ganesh festival and to donate newspaper scrap for the even. During Ganesh festival a special studio was set up at Lalbaghcha Raja in Mumbai city for 10 days. At this time, Hon'ble Chief Minister of Maharashtra, Hon'ble Minister for Environment, Hon'ble State Minister for Environment and film celebrities spread messages for public awareness.
August 2017	Zee 24 Taas Eco-Friendly Household Ganesh Festival Competition	The Household Eco-friendly Ganesh Festival Competition was organized at the state level as a joint venture by MPCB and Zee 24 Taas. This competition has a large number of participants. Citizens celebrating household in a unique way had participated in this competition from all over the state. Response to this competition has been increasing over the years.
August 2017	ABP Maza Eco-Friendly Ganesh Festival Competition	A special public awareness campaign regarding celebrating an eco-friendly Ganesh festival in housing societies in major cities in the State was organized by MPCB and ABP Maza, a news channel. News about eco-friendly Ganesh festival celebrated in housing societies at cities such as Mumbai, Pune,

		Nashik and Nagpur was broadcast through the channel. Special programs on eco-friendly Ganesh festival celebrations at housing societies were also broadcast on the ABP Maza television channel. Well-known celebrities from Marathi film industry, Sayali Sanjeev and Rushi Saxema advertised the competition organized for celebrating an eco-friendly Ganesh festival through promos. Winners in this competition were awarded certificates by MPCB and Prasad. Public relations officer of MPCB was present at this time. These celebrities visited MPCB's Mantralaya. Special news regarding the event was broadcast by ABP Maza television channel.
August 2017	Household Eco-Friendly Ganesh Festival Competition 2017 organized by Loksatta and MPCB.	Eco-friendly household Ganesh festival decoration competition was organized jointly by MPCB and Loksatta at 6 divisions of Loksatta newspaper at Mumbai, Pune, Nashik, Nagpur, Ahmednagar and Aurangabad. More than 2000 people competed in this event. Prize distribution of this competition took place at Yashwantrao Chavan Pratishthan at the hands of Hon'ble Minister for Environment, Shri Ramdas Kadam, State Minister for Environment, Shri Pravin Pote-Patil and Member Secretary of MPCB, Dr. P. Anbalagan. A special column regarding this event was published in all editions of Loksatta newspaper.
August 2017	Eco-Friendly Ganesh Festival UFO Digital Movies financial assistance.	Public awareness messages by celebrities from Marathi and Hindi film industry were publicized at 205 digital theatres by UFO Digital Movies for two weeks to promote an eco-friendly Ganesh festival.
August 2017	Financial assistance for DNA Eco Ganesha public awareness campaign organized by DNA and MPCB.	To celebrate an environment friendly Ganesh festival, eco-friendly Ganesh idols based on the five natural elements were installed in selected malls in Mumbai city on behalf of the MPCB and DNA. MPCB played the role of co-convenor in this campaign organized by DNA. Prominent celebrities from the Hindi film industry participated in this campaign.
August 2017	Financial assistance for public awareness activity, Times Green Ganesha.	Eco-Green Ganesha competition was organized jointly by Environment Department of MPCB, Government of Maharashtra and Times of India group for public Ganesh festival organizations and housing societies in Mumbai and Pune. During this campaign, public awareness activities were conducted in various malls, movie theatres and colleges. Eco-friendly Ganesh festival workshops were conducted for school students. Various activities and cleanliness campaigns were conducted by college students for the eco-friendly Ganesh

		ambassador during Ganesh idol immersion at Girgaon Chowpati, Juhu beach and Versova beach at Mumbai. This campaign was launched by popular actor, Vidyut Jammwal and Hollywood Director, Chuck Russel at Lala Lajpat Rai College. A special film for public awareness had been created by Times group for this campaign. A dedicated column for this campaign was published for 10 consecutive days in the newspaper, Times of India.
August 2017	Eco-Ganesha Public awareness campaign organized by Dainik Samna and MPCB.	Eco-friendly public Ganesh festival was organized at Mumbai, Pune and Aurangabad with assistance from the newspaper, Dainik Samna. The prize distribution event was conducted in the presence of Hon'ble Minister for Environment, Shri Ramdasbhai Kadam and Member Secretary, MPCB, Dr. P. Anbalagan.
 <p>Hon'ble Shri Ramdasji Kadam, Minister for Environment, GoM giving away prizes to the participants on the eve of Eco-friendly Ganesha Public awareness campaign in the presence of Dr. P. Anbalagan (IAS), Member Secretary, MPCB</p>		
August 2017	Public awareness messages about eco-friendly Ganesh festival displayed on Times OOH BEST bus stop shelters.	Public awareness message of „Celebrate a pollution-free Diwali“ by Hon'ble Chief Minister, Hon'ble Minister for Environment and Hon'ble State Minister for Environment were displayed on bus stops in Mumbai city for a period of 15 days.
August 2017	Eco-friendly Dahi Handi 2017.	Eco Friendly Dahi Handi Festival 2017 was organized in association with IDEAL Book Company and MPCB. In this program, anti-noise pollution awareness rally was organized by

famous Marathi film industry celebrities on the Open Deck Bus Service of Best Transport Service. Notable film and TV celebrities were present at this rally. On the eve of Dahi Handi, this rally was organized in the presence of street-play celebrities in Dadar, Lalbagh area. Eco-friendly Dahi Handi was smashed in the presence of young celebrities from Zee TV and ETV. At the time, in front of Chhabildas High School in Dadar, the noise-free eco-friendly Dahi Handi was smashed along with celebrities from the film and theatre industry. Public Relations Officer, MPCB was present during this event.



Anti-noise pollution awareness rally on the eve of Dahi-handi (Gopalkala) festival was organized with participation of famous Marathi film industry celebrities on the Open Deck Bus Service of Best Transport Service in the month of August 2017.



Anti-noise pollution awareness rally on the eve of Dahi-handi (Gopalkala) festival was organized with participation of famous Marathi film industry celebrities on the Open Deck Bus Service of Best Transport Service in the month of August 2017.

October 2017	Public Awareness message for Diwali on television.	A public awareness message saying „Celebrate a pollution-free Diwali“ by celebrities from the film industry was broadcast by the television channels Zee 24 Taas, ABP Maza, IBN Lokmat, Star Pravah, Mi Marathi, TV9 Maharashtra, Saam TV, Jay Maharashtra and Maharashtra One.
October 2017	Public Awareness message for Diwali on FM radio.	A public awareness message saying „Celebrate a pollution-free Diwali“ was broadcast on leading FM Radio channels in the State.
October 2017	Diwali Bus Stop messages in Mumbai, Pune and Nagpur.	A public awareness message saying „Celebrate a pollution-free Diwali“ by Hon'ble Chief Minister of Maharashtra, Hon'ble Minister for Environment and Hon'ble State Minister for Environment were displayed on bus stops in the cities of Mumbai, Nagpur and Pune for a period of 15 days.

October 2017	Pollution-free Diwali Resolution Campaign Pledge 2017.	Pollution-free Diwali Resolution Campaign Pledge 2017 was organized at Mantralaya to promote celebration of a pollution-free Diwali. A pollution-free Diwali was pledged by students from schools and colleges from the entire State in the presence of Hon'ble Chief Minister of Maharashtra, Shri Devendra Fadnavis. Hon'ble Minister for Environment, Shri Ramdas Kadam, Hon'ble Minister of Water Resources & Irrigation, Shri Girish Mahajan, Hon'ble State Tourism Minister, Shri Jaykumar Rawal, Hon'ble Additional Chief Secretary of Environment Department, Shri Satish Gavai, Hon'ble Chairman of Maharashtra Pollution Control Board, Shri Milind Mhaikar and Hon'ble Member Secretary of MPCB, Dr. P. Anbalagan attended this event. Students from various colleges
March 2018	Eco-Friendly Holi.	From the last few years, the widespread public awareness campaigns organized by Maharashtra Pollution Control Board to promote the celebration of an eco-friendly Holi have been receiving an increasing response. This year on behalf of the MPCB, eco-friendly colours were distributed for free to employees and officers from MPCB, Hon'ble Ministers from Mantralaya, Hon'ble Secretaries, Hon'ble Chairman, Hon'ble Speaker and Members of Legislative Assembly and Legislative Councils. Messages to promote the celebration of an eco-friendly Holi were broadcast on television and radio channels.

1.11 Greenery Development Plan of Forest Department, Government of Maharashtra

Government of Maharashtra has been instrumental in increasing tree and forest cover all over the State. GOM through its Forest Department has announced The Plantation Program in 2016 with the aim of planting 2Crore trees on 1st July 2016 was a resounding success with the final total reported figure of 2.82Crore saplings planted on a single day. After the successful implementation of 2Crore plantation program on 1st July, 2016, the Government of Maharashtra has designed the 50Crore plantation program for 3 consecutive years viz. 4Crore, 13Crore and 33Crore for 2017, 2018 and 2019 respectively. 10% Bamboo, mangrove and medicinal plantation is also incorporated in this plantation drive.

In the Second Phase, though the target was of 4Crore plantation from 1st to 7th July, 2017, actually 5.43Crore seedlings were planted due to overwhelming response of Government employees and people at large. These saplings programs are driven with the involvement of 33

Government Departments along with Students of Schools and Colleges, NSS, NCC, CSR, NGOs, Railways, National Highways, Defense, NABARD and other stakeholders of Society.

"Limca Book of World Records" has taken cognizance of these remarkable achievements of Forest Department relating to plantation in 2016 and 2017 and felicitated with certificates. Thus Maharashtra is the first State in India who acquired the place three years consequently in "Limca Book of Records".

In the Third Phase, against the target of 13Crore plantation in 2018 between the period from 1st to 31st July 2018 we could plant 15.88Crore trees, again exceeding the said target. The response of the public was overwhelming.

GoM continued this good work for the protection, enrichment and secure environment through various Schemes and Programs. In the Fourth Phase, the year 2019 represents the most significant and important step in completing this Mission of 50 crore plantation. In this year it was intended to plant 33Crore saplings throughout Maharashtra. Preparation and Planning for the success of this year's target have been initiated from 3rd August, 2018 i.e. immediately after completion of 13Crore Plantation Program. Forest Officials along with Revenue machinery and all administrative departments are working extremely hard with the active support of all sections of the society. The details of this 2 Crore, 4Crore, 13Crore & 33Crore plantation program are attached as Annexure I, II, III & IV respectively.

In an attempt to boost conservation and protection of forests and wild life in Maharashtra, the State Forest Department has launched a drive aimed at roping in citizens to help the department in their massive 50Crore trees plantation drive. A dedicated website greenarmy.mahaforest.gov.in has been developed for registration of individuals and organizations as member of Green Army. I am happy to say that up-till now around 60 lakh members have been registered and we hope we could cross the 1Crore membership in near Future.

For maintaining the transparency, accountability and credibility, all the data relating to site selection for plantation with Geo-Tagging, development of Nurseries, digging of pits, availability of manpower, actual plantation and survival of the trees planted etc. is uploaded on the Digital

Platform of Forest Department so that people can access the data at any given point of time. This has helped to build confidence amongst the people and their ever increasing participation in the plantation programme.

For the registration of plantation by the individuals, private NGOs and other stakeholders of society the mobile application called "My Plants" has been developed. Similarly, the programs like "Saplings at the Door Step", "Digital visibility on social media", "publicity campaign" are being implemented for greater public participation.

In Marathwada region of the State having low forest cover, a dedicated "Eco-Battalion" has been established at Aurangabad for tree plantation and its protection under the Defense Ministry of GIO considering establishing two more companies of this force at Beed & Latur.

The Forest Department is trying it's level its level best to increase the Forest and Tree cover in the State by various innovative ideas by involvement of people in the plantation & its protection especially on Non-Forest areas as forest area is limited. Massive tree plantation program in urban & rural areas under the scheme "Nurturing Trees is Worshiping Nature" has been launched by the Govt. in line with Ranmala Village in Khed Taluka of Pune District.

The Tree based Agriculture under Mahatma Gandhi National rural Employment Guarantee Scheme (MG-NREGS) Kanya Van Samruddhi Yojana, Bhausaheb Phundkar Horticulture Plantation Programme in co-ordination with Agriculture Department, Sericulture Plantation in coordination with Textile Department, Riverside Plantation are some of scheme initiated for increasing green cover in the Non- Forest areas.

- Status report on Forest for 2017 at all India level has been published by "Forest survey of India" in February 2018 vis-a-vis status of forest & related sectors in 2015. As far as Maharashtra is concerned the findings are as follows:
- Tree cover on non-forest area has increased by 273Km.sq – Maharashtra is a leading state
- Mangrove cover has increased by 82Km.sq - Maharashtra is a leading state
- Water bodies in forest areas has gone up by 432 km.sq – Maharashtra is having higher rank

- Increase in the bamboo plantation area by 4462 km.sq – Eventually Maharashtra is placed highest in the country

1.12 Plan for restoration of water quality

Table 22 Time bound action plan to improve water quality for Pawana River

Sr. No.	Target/Action Plan Expected	Agency / Organization	Duration
1	Provide STP for treatment of sewage generation and MSW treatment Facility in the villages/towns located on the bank of river to avoid contamination of River	Pimpri-Chinchwad Municipal Corporation Concern Grampanchayat and Zilha Parishat	2 Years
2	To stop bathing in river water & open defecation at bank of river. Proper disposal of human excreta and sewage.	Local Body & Police Department.	4-5 Months
3	Provision of Disinfection Treatment for drinking purpose in existing plants.	Pimpri-Chinchwad Municipal Corporation (PCMC)	1 Year
4	Installation of In-Situ Nallah Cleanup system so as to stop sewage entering to the River Pawana	PCMC	3 months
5	Common toilets should be constructed in all areas to be covered. Stop open defecation and awareness program should be conducted in these areas	PCMC	6 months
6	Vehicle, cloths, animal wash should be stopped on the bank of river and awareness program should be conducted in river bank areas	PCMC	6 months
7	Organize awareness programs about promotion of organic farming on the River bank of villages. Restriction of chemical Pesticide, insecticide, fertilizer etc.	Agriculture Department, PCMC	Immediately
8	Up-gradation of existing STPs to meet 10mg/lit BOD Outlet standard	Pune Municipal Corporation / PCMC	4 Years
9	Exploration, development and augmentation of groundwater resources	Groundwater Surveys & Development	Continuous

		Agency (G.S.D.A.)	
10	Groundwater Monitoring	Maharashtra Pollution Control Board, Ministry of Drinking water & sanitation	Continuous
11	Provision of adequate funds to Local Bodies located at bank of the river	Urban Development Department, Municipal Administration, Rural Development Department	1 Year for planning & 3 years for implementation
12	Tree Plantation in catchment area & banks of the river	Forest Department, Water Resource Department	1 Year
13	Maintaining e flow of the river, protection of flood plain zone, development of Bio Diversity Park	Forest Department, Water Resource Department	1 Year for planning & 3 years for implementation
14	Prevention of Agricultural run-off to the river	Agriculture Department	1 Year for planning & 3 years for implementation
15	Up-gradation of existing STPs to meet 10mg/lit BOD Outlet standard	Pune Municipal Corporation	4 Years*

Note: All existing STPs needs to be upgraded and modernized for achieving for 10BOD outlet standards as existing STPs are designed way back based on 30 BOD disposal standard i.e. stream standards as per EPA. Up-gradation will be completed in next 4 years as per the draft notification dated 24th November 2015 & directions of CPCB.

1.13 Budget Estimates & Pooling of Resources from Local Bodies, State Pollution Control Board, State Government & Central Government

- The Pune Municipal Corporation has sanctioned Rs. 990.26Cr; out of which Central Government has component of 841.72Cr. & Pune Municipal Corporation has component 148.54Cr for management of sewerage systems & STPs. These funds will be utilized for completion of said work by 2022.

- The Pimpri-Cinchwad Municipal Corporation has already prepared DPRs & allocated the funds of Rs. 57.0Cr for management of sewerage systems & STPs & the said work will be completed by 2020.
- Maharashtra Government has already received proposal of Rs. 1104.54Cr. Under State River Conservation Program & from this amount State Government will provide necessary funds in next 3 years by 2022 for Sewage management
- The Maharashtra Pollution Control Boards has also reserved Rs. 461.42Cr. for preparation of action plan for abatement & Control of Pollution of River Water due to sewage & solid waste disposal from B & C Municipal Councils (342Nos of Urban Local Bodies.), Nagar Panchayat & Gram Panchayat for reducing polluted stretches in compliance with Hon'ble NGT, principal bench directions w.r.t. "More River Stretches are now Critically Polluted. The said funds will be used for DPR preparation, development of infrastructure for sewage collection & treatment & development of infrastructure for Solid Waste Management. The DPR preparation & implementation of the same will be completed by year 2022 (i.e in next 3 years).
- The Maharashtra Government through Urban Development Department has approved DPR of all 388 Urban Local Bodies for Solid Waste Management. The funds for the same amounting to Rs. 2560.0Cr has been already approved by Government & the said DPRs will be implemented & Solid Waste Management issues will be resolved by December 2019.

Proposed plans for maintaining e-flow: River flows only in Monsoon season & whenever dam water is released. The amount water released from dam is such that, will not over flow from next weir at the downstream

Recommendations

1. Entry of raw sewage in to the river should be prohibited.
2. Installation of In-Situ Nallah Cleanup system so as to stop sewage entering to the River Pawana.
3. Garbage thrown in the form of flowers, garlands, plastic etc. should be stopped.
4. Awareness programs should be carried out.
5. Disinfection system should be provided in existed treatment plants.
6. Evaluation of treatment processes should be taken care of and reuse of treated must be practiced.
7. Regular Monitoring should be carried out on sewage treatment plant installed along the cities.
8. Installation of online monitoring system for water quality.

1.14 Timelines for Implementation of Restoration Plan

Activities/Year	2017	2018	2019	2020	2021	2022	2023
Reconnaissance Survey							
Water Quality Sampling							
Execution (Setting up of STPs)							
Charoli STP							
Tathavade village STP							
Chikhali STP							
Bhopkhel STP							
Pimple Nilakh STP							
Execution (MSWM system)							
Augmentation of River Flow if any and restoration of water quality							

1.15 Governance and Supervision

1.15.1 Two Tier Monitoring

Monitoring will be done by the concerned Departments/ Agencies, which are executing or responsible for particular activities and it will be their primary responsibility to ensure compliance of the Action Plan. In addition, there will be two level of Committees to review and monitor the status: (i) District Level Task Force (ii) River Rejuvenation Committee

1.15.2 District Level Special Task Force:

The District Level Special Task force will monitor the Status of implementation of the Action Plan at the district Level.

1.15.3 River Rejuvenation Committee:

The River Rejuvenation Committee will monitor the Status of implementation of the Action Plan at the State Level

Table showing Districtwise Targer v/s Achievement for 2-crore plantation program

S.No.	Revenue Division	District	Forest Department					Non - forest Department					Achievement in %		
			Plantation Target	Plantation Achievement (online)	Plantation Achievement (offline)	Plantation Achievement (Total)	Total Plantation Achievement (%)	Plantation Target	Plantation Achievement (online)	Plantation Achievement (offline)	Plantation Achievement (Total)	Plantation Achievement (%)	Plantation Achievement	Plantation Achievement	Plantation Achievement (%)
A	B	C	1	2	3	4	5	1	2	3	4	5	1	2	3
1	Amravati	Akola	97000	106482	0	106482	109.78	Cumulative target for non-forest departments for all districts put together was 50 lakh	170638	0	170638			277120	
2	Amravati	Amravati	110000	172653	0	172653	156.96		223895	0	223895			396548	
3	Amravati	Buldhana	110000	152000	500	152500	138.64		99162	0	99162			251662	
4	Amravati	Washim	96000	102100	0	102100	106.35		61134	0	61134			163234	
5	Amravati	Yavatmal	1232000	1326600	0	1326600	107.68		368877	0	368877			1695477	
	Division Subtotal		1645000	1859835	500	1860335	113.09		923706	0	923706			2784041	
6	Aurangabad	Aurangabad	483000	491500	0	491500	101.76		73918	0	73918			565418	
7	Aurangabad	Beed	603000	613137	0	613137	101.68		71871	0	71871			685008	
8	Aurangabad	Hingoli	345000	348400	0	348400	100.99		124846	0	124846			473246	
9	Aurangabad	Jalna	157000	165000	0	165000	105.10		126963	0	126963			291963	
10	Aurangabad	Latur	368000	374750	0	374750	101.83		28670	0	28670			403420	
11	Aurangabad	Nanded	488000	510000	0	510000	104.51		82043	46062	128105			638105	
12	Aurangabad	Osmanabad	363000	373000	0	373000	102.75		13427	0	13427			386427	
13	Aurangabad	Parbhani	153000	161500	0	161500	105.56		122980	0	122980			284480	
	Division Subtotal		2960000	3037287	0	3037287	102.61		644718	46062	690780			3728067	
14	Konkan	Mumbai City	0	0	0	0	0		8020	0	8020			8020	
15	Konkan	Mumbai suburban	0	5000	0	5000	0		4823	0	4823			9823	
16	Konkan	Palghar	116000	531409	2105	533514	459.93		279345	0	279345			812859	
17	Konkan	Raigad	88000	234109	27835	261944	297.66		36780	0	36780			298724	
18	Konkan	Ratnagiri	11000	26847	18425	45272	411.56		16763	142940	159703			204975	
19	Konkan	Sindhudurg	23000	27500	0	27500	119.57		117898	0	117898			145398	
20	Konkan	Thane	148000	656650	0	656650	443.68		287011	0	287011			943661	
	Division Subtotal		386000	1481515	48365	1529880	396.34		750640	142940	893580			2423460	
21	Nagpur	Bhandara	424000	684890	0	684890	161.53		109050	0	109050			793940	
22	Nagpur	Chandrapur	1145000	1556787	467580	2024367	176.80		446205	111007	557212			2581579	
23	Nagpur	Gadchiroli	420000	598636	0	598636	142.53		105995	13410	119405			718041	
24	Nagpur	Gondia	552000	828266	0	828266	150.05		2915	0	2915			831181	
25	Nagpur	Nagpur	686000	1002805	0	1002805	146.18		303441	8433	311874			1314679	
26	Nagpur	Wardha	270000	525002	0	525002	194.45		28681	0	28681			553683	
	Division Subtotal		3497000	5196386	467580	5663966	161.97		996287	132850	1129137			6793103	
27	Nashik	Ahmednagar	1054000	1591379	0	1591379	150.98		362789	17725	380514			1971893	
28	Nashik	Dhule	305000	515500	0	515500	169.02		178854	9531	188385			703885	
29	Nashik	Jalgaon	950000	1085050	0	1085050	114.22		85113	16400	101513			1186563	
30	Nashik	Nandurbar	869000	1033000	0	1033000	118.87		70199	8820	79019			1112019	
31	Nashik	Nashik	1402000	2492433	17415	2509848	179.02		17910	69744	87654			2597502	
	Division Subtotal		4580000	6717362	17415	6734777	147.05		714865	122220	837085			7571862	
32	Pune	Kolhapur	210000	405304	0	405304	193.00		171918	200540	372458			777762	
33	Pune	Pune	1010000	1135510	189392	1324902	131.18		11189	989678	1000867			2325769	
34	Pune	Sangli	230000	332000	0	332000	144.35		168833	0	168833			500833	
35	Pune	Satara	272000	527600	0	527600	193.97		60462	23511	83973			611573	
36	Pune	Solapur	410000	468700	144746	613446	149.62		8718	0	8718			622164	
	Division Subtotal		2132000	2869114	334138	3203252	150.25		421120	1213729	1634849			4838101	
	Grand Total		15200000	21161499	867998	22029497	144.93		4451336	1657801	6109137			28138634	

Online - District Wise Forest & Non-Forest Details as on 9 th July 2017

Sr. No.	District	Total Target as per distributed by CCF(T) for Forest Departments	FOREST									Non Forest Agencies								
			No. Of Site Registered	Site Area (in Ha.)	No of Seedlings to be planted (As per Data Filled up by Forest department till Date)	No. Of Pits Dug (As per Data Filled up by Forest Department till Date)	No of Seedlings planted	Plantation % Achivement Against Target of Forest Department	Plantation % Achivement Against no of Pits dug of Forest Department	Total Target as per distributed by District Collector for Non Forest Departments	No of participants	No. Of Site Registered	Site Area (in Ha.)	No Seedlings to be planted(As per Data Filled up by all Agencies till Date)	No. Of Pits Dug(As per Data Filled up by all Agencies till Date)	No of Seedlings planted	Plantation % Achivement Against Target of Forest Department	Plantation % Achivement Against no of Pits dug of Forest Department	No of participants	Grand Total of Forest and Non Forest No of Seedlings planted
1	2	3	4	5	6	7	8	9	10	11	12	13	14	15	16	17	18	19	20	21
1	Ahmednagar	2228200	222	2784.82	2221323	2219923	2219935	99.63	100.00	807403	17,902	1,805	15,928	813824	776587	638607	79.09	82.23	68,140	2858542
2	Akola	283000	67	537	367258	367258	367258	129.77	100.00	357000	16,266	2,044	3,196	346602	346032	317949	89.06	91.88	46,962	685207
3	Amravati	405000	122	699.84	503572	486732	488388	120.59	100.34	565100	10,784	3,926	74,381	630485	504855	419928	74.31	83.18	18,303	908316
4	Aurangabad	510000	70	616.45	510832	510732	510832	100.16	100.02	692104	10,108	2,692	9,097	787484	682734	637178	92.06	93.33	11,524	1148010
5	Beed	448000	72	1253.69	795452	795452	795452	177.56	100.00	564572	5,986	1,673	2,321	551380	433861	488889	86.59	112.68	15,738	1284341
6	Bhandara	890000	103	946.58	1058469	1058469	1048469	117.81	99.06	85000	9,901	1,251	19,412	349841	316362	283914	334.02	89.74	27,009	1332383
7	Buldhana	414000	131	431.3	432100	432100	431100	104.13	99.77	495814	8,197	3,015	2,342	487127	471738	437882	88.32	92.82	10,057	868982
8	Chandrapur	2257883	144	2357.28	3407746	3407746	3357121	148.68	98.51	660000	22,909	4,177	127,491	1456512	1181935	1004395	152.18	84.98	41,274	4361516
9	Dhule	517000	64	977.54	1196873	1196873	1196873	231.50	100.00	285000	3,648	1,209	21,307	277619	263469	247573	86.87	93.97	4,728	1444446
10	Gadchiroli	1452500	94	1672.77	2425548	2425548	2351675	161.91	96.95	259732	23,311	1,360	20,841	284890	258175	211191	81.31	81.80	24,851	2562866
11	Gondia	1145000	125	934.15	1193385	1193385	1187896	103.75	99.54	151000	41,396	3,870	143,813	414624	414124	337925	223.79	81.60	43,499	1525821
12	Hingoli	438000	76	823.82	703840	703840	686700	156.78	97.56	328850	3,545	1,046	5,465	326225	323532	319249	97.08	98.68	26,198	1005949
13	Jalgaon	1440000	103	1656.45	1715981	1715981	1715981	119.17	100.00	649049	5,899	5,763	111,548	794952	651012	536564	82.67	82.42	26,621	2252545
14	Jalna	260000	56	367.94	260000	260000	260000	100.00	100.00	590250	10,907	1,386	3,564	603904	590513	595988	100.97	100.93	29,449	855988
15	Kolhapur	500000	77	660.5	562222	562222	555722	111.14	98.84	342000	14,934	4,025	106,084	378429	327394	357051	104.40	109.06	59,205	912773
16	Latur	310000	88	478.59	453820	400118	404512	130.49	101.10	583362	10,303	2,436	11,488	661810	642492	639028	109.54	99.46	41,926	1043540
17	Mumbai City	0	0	0	0	0	0	0.00	0.00	0	0	54	550	4,730	4,392	4037	0.00	91.92	653	4037
18	Mumbai Suburban	0	1	1	500	0	500	100.00	100.00	0	100	256	3,806	23,899	5,715	14411	100.00	252.16	2,591	14911
19	Nagpur	763000	143	865.68	1024915	1024915	1024915	134.33	100.00	276000	4,729	5,773	42,237	673895	661305	560967	203.25	84.83	52,998	1585882
20	Nanded	710000	167	1764.75	1217300	1217300	1211050	170.57	99.49	535576	7,150	1,395	3,786	552358	545289	544708	101.71	99.89	40,779	1755758
21	Nandurbar	712000	79	598	712370	712270	712270	100.04	100.00	346535	6,211	5,639	6,357	921850	821758	910922	262.87	110.85	40,986	1623192
22	Nashik	2635300	194	2970.28	3490475	3489475	3487790	132.35	99.95	777810	17,864	4,416	556,270	1225548	923890	856375	110.10	92.69	35,406	4344165
23	Osmanabad	250000	120	571.08	534180	534180	532180	212.87	99.63	472900	56,730	1,954	48,531	578209	446815	563453	119.15	126.10	94,935	1095633
24	Palghar	1125000	144	1860.98	1647756	1639160	1634296	145.27	99.70	495000	17,916	2,281	169,544	757911	547671	528322	106.73	96.47	22,437	2162618
25	Parbhani	350000	40	538	309600	309600	309600	88.46	100.00	372260	2,746	2,999	4,148	414549	404125	413312	111.03	102.27	86,294	722912
26	Pune	797000	117	1185.02	1016063	1014713	1011063	126.86	99.64	1413000	14,967	3,463	505,320	1514091	1375085	1266379	89.62	92.09	70,363	2277442
27	Raigad	551000	158	573.71	728580	728580	728580	132.23	100.00	483000	14,690	2,098	122,918	451212	359128	389537	80.65	108.47	28,579	1118117
28	Ratnagiri	33487	58	77.37	51832	51832	38500	114.97	74.28	209025	2,142	1,851	108,842	345093	312397	300577	143.80	96.22	34,156	339077
29	Sangli	464000	81	921.31	504606	504606	504606	108.75	100.00	461000	17,155	1,510	18,969	486208	457206	410057	88.95	89.69	9,801	914663
30	Satara	552000	110	861.03	678796	678796	650983	117.93	95.90	225000	15,750	1,072	45,508	319468	278952	235173	104.52	84.31	2,754	886156
31	Sindhudurg	71000	27	165.21	65219	65219	65219	91.86	100.00	188100	2,888	2,178	7,246	551804	531276	537136	285.56	101.10	22,424	602355
32	Solapur	400000	62	498	447400	447400	447400	111.85	100.00	534000	11,444	1,256	3,824	433549	410291	397190	74.38	96.81	45,279	844590
33	Thane	825000	177	1227.43	947484	947484	944326	114.46	99.67	1003000	18,966	4,600	23,496	693843	559774	363329	36.22	64.91	10,749	1307655
34	Wardha	684000	155	897.27	706770	706770	693189	101.34	98.08	399500	16,534	1,307	34,545	620904	573596	544952	136.41	95.01	16,122	1238141
35	Washim	189000	43	259	227810	227810	225880	119.51	99.15	318500	8,417	944	63	397914	351189	341592	107.25	97.27	31,661	567472
36	Yavatmal	1563000	169	2365.07	2310225	2280416	2280758	145.92	100.01	816000	32,895	3,874	43,170	845905	684777	650791	79.75	95.04	50,281	2931549
TOTAL		26173370	3,659	35,399	34430302	34316905	34081019	130.21	99.31	16742442	4,85,290	90,598	24,27,408	20978648	18439446	17306531	103.37	93.86	11,94,732	51387550

Table - 4 (Districtwise : Online data including no of sites of Forest and Non Forest Department)							
13-Crore Plantation Drive (1st-31st July 2018)							
Districtwise Final Detail Report Online							
Sr. No.	District	No. of Site Registered (As per Data Filled up by all Agencies Forest and non Forest)	Target Seedling (As per Data Filled up by all Agencies Forest and non Forest)	No. of Pits Dug (As per Data Filled up by all Agencies Forest and non Forest)	No. of Seedling Planted	No of Participants	Plantation % Achivement Against Target (As per Data Filled up by all Agencies)
1	2	3	4	5	6	7	8
1	Ahmednagar	2,772	51,08,370	50,15,315	48,61,408	3,06,543	95.17%
2	Akola	4,144	21,25,903	21,03,510	20,46,069	97,664	96.24%
3	Amravati	5,818	29,04,424	27,29,228	26,75,694	58,189	92.12%
4	Aurangabad	4,732	42,34,736	42,06,668	38,13,300	1,90,465	90.05%
5	Beed	1,678	32,80,561	32,66,578	31,84,650	1,64,332	97.08%
6	Bhandara	1,645	20,69,030	19,52,926	19,26,818	71,189	93.13%
7	Buldhana	4,737	28,66,716	26,20,663	26,15,863	44,262	91.25%
8	Chandrapur	10,624	76,89,774	73,22,882	70,22,285	1,28,804	91.32%
9	Dhule	2,531	44,03,806	40,05,121	39,78,375	23,948	90.34%
10	Gadchiroli	4,520	56,45,700	55,60,998	54,60,676	1,49,207	96.72%
11	Gondia	4,090	35,78,065	35,16,681	31,61,809	1,22,904	88.37%
12	Hingoli	3,474	33,24,604	33,20,524	33,15,847	60,876	99.74%
13	Jalgaon	7,718	46,76,921	43,72,652	43,51,516	1,28,362	93.04%
14	Jalna	4,416	37,71,870	37,46,711	37,28,979	1,48,654	98.86%
15	Kolhapur	4,682	27,29,339	27,14,656	26,99,189	1,74,431	98.90%
16	Latur	4,203	44,25,414	44,14,461	43,75,652	92,248	98.88%
17	Mumbai City	8	1,734	345	125	15	7.21%
18	Mumbai Suburban	21	1,77,239	1,77,104	1,77,054	3,640	99.90%
19	Nagpur	7,578	43,50,575	41,94,072	36,12,600	1,14,443	83.04%
20	Nanded	2,280	78,75,138	78,74,773	78,74,023	1,09,782	99.99%
21	Nandurbar	4,501	48,47,165	48,36,830	48,35,801	1,22,364	99.77%
22	Nashik	10,959	81,12,851	76,07,679	72,34,067	2,20,556	89.17%
23	Osmanabad	4,924	43,65,452	41,94,431	41,73,890	1,68,040	95.61%
24	Palghar	2,511	48,34,917	39,37,411	40,47,309	96,654	83.71%
25	Parbhani	3,035	33,43,340	28,29,588	26,56,513	31,643	79.46%
26	Pune	6,825	53,87,602	47,79,571	46,34,593	1,03,592	86.02%
27	Raigad	6,423	36,33,058	33,03,872	26,30,299	64,730	72.40%
28	Ratnagiri	1,650	12,50,643	11,36,124	11,28,532	24,767	90.24%
29	Sangli	2,136	29,46,189	29,38,110	29,24,149	57,204	99.25%
30	Satara	1,917	27,91,533	27,03,806	25,99,132	51,990	93.11%
31	Sindhudurg	3,890	15,91,404	15,69,542	15,34,156	29,785	96.40%
32	Solapur	1,887	22,25,306	21,31,315	20,89,491	3,21,701	93.90%
33	Thane	4,723	32,39,134	30,98,694	30,76,186	91,623	94.97%
34	Wardha	1,897	38,22,690	23,86,546	23,47,121	38,967	61.40%
35	Washim	1,159	16,79,735	15,21,253	15,17,885	43,832	90.36%
36	Yavatmal	5,575	62,75,861	61,26,193	59,95,076	1,70,267	95.53%
TOTAL		1,45,683	13,55,86,799	12,82,16,833	12,43,06,132	38,27,673	91.68%

शा.नि. क्र:- साववि-2018/प्र.क्र.144/फ-11, दि. 6 सप्टेंबर, 2018 सोबतचे

विवरणपत्र

Revenue - District Wise, Agency wise Plantation Target Distrubution Under 33 Crore Plantation Program 2019

Sr. No.	Implementing Agency Name	Aurangabad	Jalna	Beed	Parbhani	Hingoli	Latur	Osmanabad	Nanded	Aurangabad Revenue division Total
		Target for 2019	Target for 2019	Target for 2019	Target for 2019	Target for 2019	Target for 2019	Target for 2019	Target for 2019	Target for 2019
1	Agriculture Department	997050	1906800	601150	666350	581500	700550	865200	221650	6540250
2	Urban Development Department ** (Except Municipal Corporations)	206850	97100	150350	24950	30000	271550	434450	65000	1280250
3	Municipal Corporations	20700	NA*	NA*	2500	NA*	27150	NA*	6500	56850
4	PWD	138750	100150	28100	70000	23750	34950	120000	2950	518650
5	Water Resources Department	155450	19400	38400	51750	5100	60600	141250	63800	535750
6	Co-operation & Marketing Department	19500	10800	28100	10000	13200	10000	60200	4800	156600
7	Industries Department	119850	18800	25200	15750	25000	59000	31050	47750	342400
8	School Education Department	137700	49650	75000	348200	75300	200000	128400	65800	1080050
9	Sports Department	15000	15000	15000	15000	15000	15000	15000	15000	120000
10	Higher Education Department	24200	24200	24200	24200	24200	24200	24200	24200	193600
11	Technical Education Department	24200	24200	24200	24200	24200	24200	24200	24200	193600
12	Home Department (Police)	13500	34450	20000	8700	25300	3650	48550	16700	170850
13	Home Department (Jail)	21850	2800	5000	5000	5000	4850	9700	550	54750
14	Tribal Development Department	2450	2450	2450	2450	2450	2450	2450	2450	19600
15	Social Justice and Special Assistance	2250	10850	10100	12200	5350	1400	11300	5000	58450
16	VJNT & OBC welfare Department	1800	1800	1800	1800	1800	1800	1800	1800	14400
17	Tourism Department	16300	16300	16300	16300	16300	16300	16300	16300	130400
18	Cultural Affairs Department	1800	1800	1800	1800	1800	1800	1800	1800	14400
19	Public Health Department	9450	2550	53050	33450	4500	14800	18550	550	136900
20	Energy Department	18500	19950	6200	8750	4500	20000	7000	4000	88900
21	Medical education Department	300	300	300	300	300	300	300	300	2400
22	Food and Drug Administration Department	300	300	300	300	300	300	300	300	2400
23	State excise	1000	1000	1000	1000	1000	1000	1000	1000	8000
24	Transport (RTO)	1200	1200	1200	1200	1200	1200	1200	1200	9600
25	Transport (MSRTC)	1850	1850	1850	1850	1850	1850	1850	1850	14800
26	Labor Department	650	650	650	650	650	650	650	650	5200
27	Law and Judiciary Department	650	650	650	650	650	650	650	650	5200
28	Water Conservation Department	29350	19050	19750	10000	10000	4800	10150	10000	113100
29	Skills development and entrepreneurship	1750	1750	1750	1750	1750	1750	1750	1750	14000
30	Revenue Department	3000	29650	20000	29450	10600	22450	9700	20000	144850
31	Women and Child Welfare Department	200	200	200	200	200	200	200	200	1600
32	Water supply and Sanitation	950	950	950	950	950	950	950	950	7600
33	Animal Husbandry Department	3050	350	5000	9250	1700	11600	12000	1850	44800
34	Dairy Department	1000	1700	1000	3000	550	2850	4000	600	14700
35	Fisheries Department	1000	100	1000	3000	550	2850	4000	600	13100
36	Minority welfare department	8700	8700	8700	8700	8700	8700	8700	8700	69600
37	Finance - GST Department	900	900	900	900	900	900	900	900	7200
38	Finance - Accounts and Treasury Department	900	900	900	900	900	900	900	900	7200
39	Rural Development Department (Excluding Grampanchayat)	363000	262400	250700	1297950	38200	363000	14700	4200	2594150
40	Grampanchayat - 3200 Plants each GPs (RDD)	2759250	2493600	3300250	2253500	1802150	2509600	1991000	4190100	21299450
41	Housing Department	1000	300	300	300	300	300	300	300	3100
42	Railway under Gol	1250	1250	1250	1250	1250	1250	1250	1250	10000
43	National Highways under Gol	4500	4500	4500	4500	4500	4500	4500	4500	36000
44	Defence under Gol	300	300	300	300	300	300	300	300	2400
45	Gol offices In State	10550	10550	10550	10550	10550	10550	10550	10550	84400
46	Textiles & Sericulture Department	651700	1282300	1000000	1500000	324450	2181200	2000000	1000000	9939650
	TOTAL	5795450	6484450	5760350	6485750	3108700	6628850	6043200	5854400	46161150

*NA - Not Applicable.

**UDD - Includes Municipal Councils, Nagar Panchayats, CIDCO and Various Pradhikarans Like MMRDA, PMRDA, NIT etc.

Sr. No.	Implementing Agency Name	Nagpur	Wardha	Gondia	Chandrapur	Gadchiroli	Bhandara	Nagpur Revenue division Total
		Target for 2019	Target for 2019	Target for 2019	Target for 2019	Target for 2019	Target for 2019	Target for 2019
1	Agriculture Department	150850	886700	718800	701850	71750	174000	2703950
2	Urban Development Department ** (Except Municipal Corporations)	23750	94000	21500	508400	5750	16150	669550
3	Municipal Corporations	82450	NA*	NA*	96700	NA*	NA*	179150
4	PWD	301300	217650	165750	364800	19500	112200	1181200
5	Water Resources Department	173450	154850	21600	152700	3650	8550	514800
6	Co-operation & Marketing Department	4350	2950	44850	92300	7250	2450	154150
7	Industries Department	112350	51750	18000	58150	1900	7700	249850
8	School Education Department	99750	534050	97950	363500	166250	83250	1344750
9	Sports Department	11100	59350	10900	40400	18450	9250	149450
10	Higher Education Department	4975	56600	850	1500	8900	375	73200
11	Technical Education Department	4975	56600	850	1500	8900	375	73200
12	Home Department (Police)	35050	118950	21750	32300	12350	4650	225050
13	Home Department (Jail)	5600	4400	2000	1400	2300	2800	18500
14	Tribal Development Department	17300	6600	7550	61350	24750	4200	121750
15	Social Justice and Special Assistance	2350	2350	2350	2350	2350	2350	14100
16	VJNT & OBC welfare Department	600	600	600	600	600	600	3600
17	Tourism Department	1000	1000	1000	1000	1000	1000	6000
18	Cultural Affairs Department	1000	1000	1000	1000	1000	1000	6000
19	Public Health Department	2300	30500	10150	40450	13150	17000	113550
20	Energy Department	350	16450	1900	114950	650	2250	136550
21	Medical education Department	1500	1500	1500	1500	1500	1500	9000
22	Food and Drug Administration Department	400	400	400	400	400	400	2400
23	State excise	450	450	450	450	450	450	2700
24	Transport (RTO)	1300	1300	1300	1300	1300	1300	7800
25	Transport (MSRTC)	2000	2000	2000	2000	2000	2000	12000
26	Labor Department	17100	14000	14000	14000	14000	14000	87100
27	Law and Judiciary Department	10050	10700	1550	2200	5000	5000	34500
28	Water Conservation Department	11650	50950	50400	13150	25000	20000	171150
29	Skills development and entrepreneurship	850	2450	3000	15400	1150	4200	27050
30	Revenue Department	9100	28300	17650	28300	2800	14000	100150
31	Women and Child Welfare Department	8750	10400	10000	17750	4100	5050	56050
32	Water supply and Sanitation	13450	42200	20000	17050	20000	20000	132700
33	Animal Husbandry Department	5200	9400	3200	10650	750	3500	32700
34	Dairy Department	1750	3150	1050	3550	250	1150	10900
35	Fisheries Department	1750	3150	1050	3550	250	1150	10900
36	Minority welfare department	8700	8700	8700	8700	8700	8700	52200
37	Finance - GST Department	700	700	700	700	700	700	4200
38	Finance - Accounts and Treasury Department	700	700	700	700	700	700	4200
39	Rural Development Department (Excluding Grampanchayat)	240000	141000	120000	246000	244300	120000	1111300
40	Grampanchayat - 3200 Plants each GPs (RDD)	2506400	1661300	1747750	2647250	1459650	1731750	11754100
41	Housing Department	700	700	700	700	700	700	4200
42	Railway under Gol	1250	1250	1250	1250	1250	1250	7500
43	National Highways under Gol	500	500	500	500	500	500	3000
44	Defence under Gol	8450	10000	14050	18100	10000	25100	85700
45	Gol offices In State	3700	8400	10000	10000	10000	10000	52100
46	Textiles & Sericulture Department	1205050	1452250	0	0	0	550	2657850
	TOTAL	5096300	5762200	3181250	5702350	2185900	2443800	24371800

*NA - Not Applicable.

**UDD - Includes Municipal Councils, Nagar Panchayats, CIDCO and Various Pradhikarans Like MMRDA, PMRDA, NIT etc.

Sr. No.	Implementing Agency Name	Amravati	Akola	Washim	Yavatmal	Buldhana	Amravati Revenue division Total
		Target for 2019	Target for 2019	Target for 2019	Target for 2019	Target for 2019	Target for 2019
1	Agriculture Department	135150	440700	217500	407650	397300	1598300
2	Urban Development Department ** (Except Municipal Corporations)	64100	88500	34850	109550	138850	435850
3	Municipal Corporations	20300	16300	NA*	NA*	NA*	36600
4	PWD	500150	121750	161750	411600	10400	1205650
5	Water Resources Department	67850	35400	24800	182550	4200	314800
6	Co-operation & Marketing Department	7050	18750	5000	5900	7950	44650
7	Industries Department	176050	134750	600	33950	30900	376250
8	School Education Department	151550	49200	24700	70600	317400	613450
9	Sports Department	16850	5450	2750	7850	35250	68150
10	Higher Education Department	3475	350	7625	875	425	12750
11	Technical Education Department	3475	350	7625	875	425	12750
12	Home Department (Police)	17650	19750	6100	5850	28100	77450
13	Home Department (Jail)	27250	4200	400	550	850	33250
14	Tribal Development Department	32500	28100	600	79150	4200	144550
15	Social Justice and Special Assistance	18760	1760	2760	11600	4840	39720
16	VINT & OBC welfare Department	4690	440	690	2900	1210	9930
17	Tourism Department	1000	1000	1000	1000	1000	5000
18	Cultural Affairs Department	1000	1000	1000	1000	1000	5000
19	Public Health Department	23400	9000	17250	10800	6300	66750
20	Energy Department	3550	14850	13350	7850	7750	47350
21	Medical education Department	500	500	500	500	500	2500
22	Food and Drug Administration Department	500	500	500	500	500	2500
23	State excise	2650	350	550	1100	2800	7450
24	Transport (RTO)	1000	100	1000	2300	1200	5600
25	Transport (MSRTC)	1500	150	1500	3450	1750	8350
26	Labor Department	500	500	500	500	500	2500
27	Law and Judiciary Department	13100	9950	11250	2400	300	37000
28	Water Conservation Department	25300	14050	15000	28150	24650	107150
29	Skills development and entrepreneurship	5450	5600	5000	5350	5600	27000
30	Revenue Department	21500	13500	8550	34550	28100	106200
31	Women and Child Welfare Department	9200	3700	5650	21200	8950	48700
32	Water supply and Sanitation	6350	8600	7950	6250	6000	35150
33	Animal Husbandry Department	11550	5300	2750	5900	8450	33950
34	Dairy Department	3850	1750	900	1950	2800	11250
35	Fisheries Department	3850	1750	900	1950	2800	11250
36	Minority welfare department	8700	8700	8700	8700	8700	43500
37	Finance - GST Department	750	750	750	750	750	3750
38	Finance - Accounts and Treasury Department	750	750	750	750	750	3750
39	Rural Development Department (Excluding Grampanchayat)	48000	15000	1500	9300	2600	76400
40	Grampanchayat - 3200 Plants each GPs (RDD)	2688850	1706150	1571700	3844400	2784850	12595950
41	Housing Department	500	500	500	500	500	2500
42	Railway under Gol	1250	1250	1250	1250	1250	6250
43	National Highways under Gol	4500	4500	4500	4500	4500	22500
44	Defence under Gol	500	500	500	500	500	2500
45	Gol offices In State	500	500	500	500	500	2500
46	Textiles & Sericulture Department	100000	100000	100000	525550	100000	925550
	TOTAL	4236900	2896500	2283500	5864850	3998150	19279900

*NA - Not Applicable.

**UDD - Includes Municipal Councils, Nagar Panchayats, CIDCO and Various Pradhikarans Like MMRDA, PMRDA, NIT etc.

Sr. No.	Implementing Agency Name	Nashik	Ahamadnager	Dhule	Jalgaon	Nandurbar	Nashik Revenue division Total
		Target for 2019	Target for 2019	Target for 2019	Target for 2019	Target for 2019	Target for 2019
1	Agriculture Department	684800	672100	235750	162150	292650	2047450
2	Urban Development Department ** (Except Municipal Corporations)	171300	188750	144300	132500	5600	642450
3	Municipal Corporations	81650	22450	126400	25300	NA*	255800
4	PWD	398100	64150	91700	126700	39600	720250
5	Water Resources Department	158700	62750	20400	138000	350	380200
6	Co-operation & Marketing Department	35550	17000	17500	61050	13000	144100
7	Industries Department	51950	4450	12650	29800	400	99250
8	School Education Department	114850	72400	12450	111400	35550	346650
9	Sports Department	12750	8050	1400	12400	3950	38550
10	Higher Education Department	3075	11150	500	1925	900	17550
11	Technical Education Department	3075	11150	500	1925	900	17550
12	Home Department (Police)	54050	2800	4850	8450	4300	74450
13	Home Department (Jail)	29500	500	500	500	500	31500
14	Tribal Development Department	12350	10000	15950	55150	50900	144350
15	Social Justice and Special Assistance	3000	3000	3000	3000	3000	15000
16	VJNT & OBC welfare Department	700	700	700	700	700	3500
17	Tourism Department	1600	1600	1600	1600	1600	8000
18	Cultural Affairs Department	500	500	500	500	500	2500
19	Public Health Department	3200	3500	1450	46000	500	54650
20	Energy Department	8900	200	500	21300	500	31400
21	Medical education Department	500	500	500	500	500	2500
22	Food and Drug Administration Department	500	500	500	500	500	2500
23	State excise	300	11450	500	500	500	13250
24	Transport (RTO)	4450	650	500	1300	500	7400
25	Transport (MSRTC)	6650	950	500	1900	500	10500
26	Labor Department	15350	87900	500	500	500	104750
27	Law and Judiciary Department	4350	500	300	3250	500	8900
28	Water Conservation Department	35450	4850	11900	4650	24850	81700
29	Skills development and entrepreneurship	100	500	4700	7500	500	13300
30	Revenue Department	3150	45200	5550	14900	3150	71950
31	Women and Child Welfare Department	32350	500	500	1050	13600	48000
32	Water supply and Sanitation	9300	500	2900	1400	500	14600
33	Animal Husbandry Department	8700	13100	4400	3950	4300	34450
34	Dairy Department	2900	4350	1450	1300	1450	11450
35	Fisheries Department	2900	4350	1450	1300	1450	11450
36	Minority welfare department	8700	8700	8700	8700	8700	43500
37	Finance - GST Department	2900	2850	500	500	500	7250
38	Finance - Accounts and Treasury Department	2900	2850	500	500	500	7250
39	Rural Development Department (Excluding Grampanchayat)	60300	5400	2200	18000	18000	103900
40	Grampanchayat - 3200 Plants each GPs (RDD)	4423800	4199700	1731750	3677950	1904600	15937800
41	Housing Department	950	950	950	950	950	4750
42	Railway under Gol	1250	1250	1250	1250	1250	6250
43	National Highways under Gol	500	500	500	500	500	2500
44	Defence under Gol	500	8150	500	500	500	10150
45	Gol offices In State	37700	500	500	500	500	39700
46	Textiles & Sericulture Department	0	0	0	648900	0	648900
	TOTAL	6496050	5563850	2476100	5343100	2444700	22323800

*NA - Not Applicable.

**UDD - Includes Municipal Councils, Nagar Panchayats, CIDCO and Various Pradhikarans Like MMRDA, PMRDA, NIT etc.

Sr. No.	Implementing Agency Name	Ratnagiri	Sindhudurg	Thane	Raigad	Palgher	Mumbai City	Mumbai Suburbab	Kokan Revenue division Total
		Target for 2019	Target for 2019	Target for 2019	Target for 2019	Target for 2019	Target for 2019	Target for 2019	Target for 2019
1	Agriculture Department	738350	573500	366700	348400	238950	0	0	2265900
2	Urban Development Department ** (Except Municipal Corporations)	47000	11250	295800	59650	220200	0	0	633900
3	Municipal Corporations	NA*	NA*	219750	15050	195000	12100	124850	566750
4	PWD	11150	4450	62450	2450	24600	1250	0	106350
5	Water Resources Department	17300	850	500	11100	5700	0	0	35450
6	Co-operation & Marketing Department	20900	16350	500	650	1250	0	0	39650
7	Industries Department	500	500	11250	102450	32850	0	0	147550
8	School Education Department	120850	2600	120800	2600	143300	1900	0	392050
9	Sports Department	13450	300	13400	300	15900	200	0	43550
10	Higher Education Department	500	500	500	500	775	1600	175	4550
11	Technical Education Department	500	500	500	500	775	1600	175	4550
12	Home Department (Police)	2650	700	8150	8650	500	7200	550	28400
13	Home Department (Jail)	500	500	500	500	500	0	0	2500
14	Tribal Development Department	300	500	28100	300	93400	0	0	122600
15	Social Justice and Special Assistance	500	500	500	500	1760	0	0	3760
16	VJNT & OBC welfare Department	500	500	500	500	440	0	0	2440
17	Tourism Department	500	550	500	500	500	0	0	2550
18	Cultural Affairs Department	500	500	500	500	500	0	0	2500
19	Public Health Department	4600	750	23600	70100	250	300	0	99600
20	Energy Department	3000	500	350	8700	7900	50	0	20500
21	Medical education Department	550	500	500	500	500	0	0	2550
22	Food and Drug Administration Department	150	500	500	500	500	0	0	2150
23	State excise	750	500	500	1950	8550	150	0	12400
24	Transport (RTO)	300	100	1350	1750	500	0	0	4000
25	Transport (MSRTC)	450	150	2000	2650	500	0	0	5750
26	Labor Department	550	500	6000	8600	9350	0	0	25000
27	Law and Judiciary Department	500	500	500	500	500	0	0	2500
28	Water Conservation Department	500	500	500	500	500	0	0	2500
29	Skills development and entrepreneurship	500	500	500	500	500	0	0	2500
30	Revenue Department	4050	1500	2000	82200	87350	0	0	177100
31	Women and Child Welfare Department	3850	500	11500	32600	8450	300	0	57200
32	Water supply and Sanitation	100	500	500	7750	8600	0	0	17450
33	Animal Husbandry Department	1500	850	6150	2850	10200	850	0	22400
34	Dairy Department	500	300	2050	950	3400	300	0	7500
35	Fisheries Department	500	300	2050	950	3400	300	0	7500
36	Minority welfare department	8700	8700	8700	8700	8700	8700	8700	60900
37	Finance - GST Department	500	500	8800	500	5200	0	0	15500
38	Finance - Accounts and Tresury Department	500	500	8800	500	5200	0	0	15500
39	Rural Development Department (Excluding Grampanchayat)	40400	199200	42100	764800	95800	0	0	1142300
40	Grampanchayat - 3200 Plants each GPs (RDD)	2711250	1373250	1376450	2583200	1514050	0	0	9558200
41	Housing Department	500	500	500	500	500	500	500	3500
42	Railway under Gol	1250	1250	1250	1250	1250	1250	1250	8750
43	National Highways under Gol	500	500	500	4200	56200	0	0	61900
44	Defence under Gol	500	500	500	500	500	0	0	2500
45	Gol offices In State	500	500	500	500	5700	0	0	7700
46	Textiles & Sericulture Department	0	150000	0	0	0	0	0	150000
	TOTAL	3762900	2358900	2639550	4143300	2820950	38550	136200	15900350

*NA - Not Applicable.

**UDD - Includes Municipal Councils, Nagar Panchayats, CIDCO and Various Pradhikarans Like MMRDA, PMRDA, NIT etc.

Sr. No.	Implementing Agency Name	Pune	Solapur	Satara	Sangli	Kolhapur	Pune Revenue division Total
		Target for 2019	Target for 2019	Target for 2019	Target for 2019	Target for 2019	Target for 2019
1	Agriculture Department	927650	209700	496850	784800	343750	2762750
2	Urban Development Department ** (Except Municipal Corporations)	342600	31550	20350	298300	108500	801300
3	Municipal Corporations	273200	220000	NA*	70250	10900	574350
4	PWD	345600	9250	110500	151700	161500	778550
5	Water Resources Department	136900	48650	21850	23050	35850	266300
6	Co-operation & Marketing Department	38850	1550	500	210950	125050	376900
7	Industries Department	61800	2800	55600	135550	74250	330000
8	School Education Department	104150	2600	46650	33450	102350	289200
9	Sports Department	11550	300	5200	3700	11350	32100
10	Higher Education Department	500	8925	6025	16075	19825	50850
11	Technical Education Department	500	8925	6025	16075	19825	50850
12	Home Department (Police)	22750	5600	500	13400	16650	58900
13	Home Department (Jail)	500	500	150	5900	2800	9850
14	Tribal Development Department	500	1400	500	500	500	3400
15	Social Justice and Special Assistance	500	500	500	22480	6880	29360
16	VJNT & OBC welfare Department	500	500	500	5620	1720	7340
17	Tourism Department	1200	500	500	500	1150	3850
18	Cultural Affairs Department	150	500	500	500	150	1800
19	Public Health Department	8100	11500	500	5150	5500	30750
20	Energy Department	850	500	500	400	500	2750
21	Medical education Department	500	450	500	450	500	2400
22	Food and Drug Administration Department	500	100	500	100	500	1700
23	State excise	1000	11250	500	5600	2400	20750
24	Transport (RTO)	750	500	500	2650	200	4600
25	Transport (MSRTC)	1150	500	500	3950	300	6400
26	Labor Department	500	500	500	500	1400	3400
27	Law and Judiciary Department	300	500	500	150	14050	15500
28	Water Conservation Department	500	500	500	6500	5050	13050
29	Skills development and entrepreneurship	500	500	450	500	3000	4950
30	Revenue Department	395800	500	150	23900	68850	489200
31	Women and Child Welfare Department	14800	500	1000	500	1400	18200
32	Water supply and Sanitation	1350	1700	500	500	4600	8650
33	Animal Husbandry Department	250	850	2150	8050	1200	12500
34	Dairy Department	500	500	500	2000	500	4000
35	Fisheries Department	500	500	500	2000	500	4000
36	Minority welfare department	8700	8700	8700	8700	8700	43500
37	Finance - GST Department	500	550	500	500	1000	3050
38	Finance - Accounts and Treasury Department	500	550	500	500	1000	3050
39	Rural Development Department (Excluding Grampanchayat)	410100	700900	66000	56700	51900	1285600
40	Grampanchayat - 3200 Plants each GPs (RDD)	4478200	3293850	4788700	2237500	3287450	18085700
41	Housing Department	500	500	500	500	500	2500
42	Railway under Gol	1250	1250	1250	1250	1250	6250
43	National Highways under Gol	500	4450	500	500	500	6450
44	Defence under Gol	500	500	500	500	700	2700
45	Gol offices In State	4800	300	500	500	500	6600
46	Textiles & Sericulture Department	0	835700	726150	338500	633450	2533800
	TOTAL	7602800	5432350	6376750	4501350	5140400	29053650

*NA - Not Applicable.

**UDD - Includes Municipal Councils, Nagar Panchayats, CIDCO and Various Pradhikarans Like MMRDA, PMRDA, NIT etc.

Annexure I					
Prioritywise Polluted River Stretches as per CPCB Report September 2018					
Priority I (9)	Priority II (6)	Priority III (14)	Priority IV (10)	Priority V (14)	
GODAVARI	BHIMA	GHOD	BINDUSAR	AMBA	
KALU	INDRAYANI	KANHAN	BORI	BHATSA	
KUNDALIKA	MULA-MUTHA	KOLAR (MAH)	CHANDRABHAGA	GOMAI	
MITHI	PAWANA	KRISHNA	DARNA	KAN	
MORNA	WAINGANGA	MOR	GIRNA	MANJEERA	
MULA	WARDHA	PATALGANGA	HIWARA	PANCHGANGA	
MUTHA		PEDHI	KOYNA	PANZARA	
NIRA		PENGANGA	PEHLAR	RANGAVALI	
VEL		PURNA	SINA	SAVITRI	
		TAPI	TITUR	SURYA	
		URMODI		TANSA	
		VENNA		ULHAS	
		WAGHUR		VAITARNA	
		WENA		VASHISTI	
Based on data of 2018 Prioritywise Polluted River Stretches as on January 2019					
Priority I (4)	Priority II (4)	Priority III (8)	Priority IV (10)	Priority V (15)	Meeting to Bathing standards (3)
GODAVARI	BHIMA	INDRAYANI	DARNA	AMBA	PANCHGANGA
MITHI	KALU	KANHAN	KOLAR	BHATSA	URMODI
MORNA	KUNDALIKA	MULA	KRISHNA	BINDUSAR	VASHISTI
WAINGANGA	MUTHA	MULA-MUTHA	NIRA	CHANDRABHAGA	
		PAWANA	PANZARA	GHOD	
		PEDHI	PATALGANGA	KOYNA	
		PURNA	PENGANGA	MANZARA	
		WARDHA	RANGAVALI	PEHLAR	
			TAPI	SAVITRI	
			VEL	SURYA	
				TANSA	
				ULHAS	
				VAITARNA	
				VENNA	
				WENA	

Dry river stretches : BORI, GIRNA, GOMAI, HIWARA, KAN, MOR, SINA, TITUR, WAGHUR

Annexure II

Proactive Steps taken by the Board regarding 25% Budget Provision to be kept for the Sewage Management and Solid Wastes Management

.....

The Maharashtra Pollution Control Board has taken proactive action for protection of Environment under the Environment (Protection) Act, 1986 by issuing Directions u/s 33A of the Water (Prevention and Control of Pollution) Act, 1974 r/w 24, 25/26 of the Water (Prevention and Control of Pollution) act, 1974 and Air (Prevention and Control of Pollution) Act, 1981 with Solid Wastes Management Rules vide letter dated 26.12.2014, 10.10.2016, 21.7.2016, 4.8.2017, 25.10.2018 and 23.1.2019 to the local bodies

Maharashtra state has 27 Municipal Corporations and are generating about 87% domestic sewage and remaining Local Bodies generate 13% domestic sewage. Therefore MPCB has concentrated on these 27 Municipal Corporations. The solid waste and sewage is not scientifically treated and disposed. Majority of the Local Bodies expressed financial incapability to provide waste management facilities. Hence, the Board has issued Direction u/s 33A of the Water (Prevention and Control of Pollution) Act, 1974 directing the local bodies to make 25% budgetary provision for scientific treatment and disposal of Sewage and Solid Waste.

Accordingly Municipal Corporations have passed resolution in their General Body meeting and reserved the funds. The utilisation of the said funds is reviewed from time to time. These funds are reserved and made mandatory to utilise for preparation of DPR, establishing treatment facility, O & M of treatment facility etc. The review of the same is taken from time to time by the Board. The details of Municipal Corporations is enclosed.

....

25 % budgetary provision made by Municipal Corporations (in Cr)

Sr. No.	Name of Municipal corporations	Financial Year 2015-16 (Provision)	Financial Year 2015-16 (Expenditure)	Financial Year 2016-17 (Provision)	Financial Year 2016-17 (Expenditure)	Financial Year 2017-18 (Provision)	Financial Year 2017-18 (Expenditure)
1	Ulhasnagar Municipal corporation	174.31	31.5	164	40.94	39.6	26.76
2	Nagpur Municipal corporation	267.47	146.98	248.42	185.57	220.22	12.1
3	Thane Municipal Corporation	175.69	114.32	226.75	111.99	290.3	59.35
4	Mira Bhainder Municipal corporation	156.75	271.78	125.1	173.44	206.33	138.53
5	Vasi Virar Municipal Corporation	141.45	110	163.21	113.17	128.98	12.86
6	Parbhni Municipal Corporation	NIL	NIL	23.75	4.76	5	0.87
7	Pune Municipal Corporation	5600	387	1437	323	498.59	291.79
8	Amravati Municupal corporation	15	Not utilized	15	Not utilized	10	0.5
9	Akola Municipal Corpartion	3 from corporation fund	5.48 (Funds utilized from 13th finance commission)	2	Funds utilized from 14th finance commission	Not Reserved	26.16 Lakh funds utilized from 14th finance commission

10	Sangli Municipal Corporation	15	10.98	22	4.6001	40	0.79
11	Kolhapur Municipal Corporation	54.55	26.32	121	46.62	54.94	7.73
12	Solapur Municipal Corporation	1236.23	27.75	324.3	32.97	309.91	29.52
13	Latur Municipal Corporation	7.6	5.4	8.1	5.81	9.2	8.33
14	Navi Mumbai Municipal Corporation	319.14	203.61	246.65	133.91	473.58	Nil
15	Dhule Municipal Corporation	28.18	21.93	40.7	31.42	28.83	NIL
16	Jalgaoan Municipal Corporation	5	NIL	17.5	0.05	1.87	
17	Chandrapur Municipal Corporation	32lakh	6.73 Lakh	32 Lakh	16.56 Lakh	64.54 Lakh	9.32 Lakh
18	Kalyan Dombavli Municipal Corporation	27.25	8.86	49.5	23.24	50	7.24
19	Ahemednager Municipal Corporation	49.95	6.75	71.11	2.5	15	2.5
20	Bhivandi Municipal Corporation	69	26.88	151.03	30.17	95	78.98
21	Panvel Municipal Corporation	16.19	15.79	33.27	4.11	10.86	3.38
22	Pimpri Municipal Corporation	1000	9.14	297.36	101.46	169.11	152.2
23	Nanded Municipal Corporation	38	4.8	43	62.92	16.9	16.92
24	Aurangabad Municipal Corporation	84.5	26.41	76.85	14.19	50	

25	Nashik Municipal Corporation	174.75	31	136.43	136	150.66	137.53
26	Malegaoan Municipal Corporation	37.37	17.37	31.02	22.52	48.18	53.45
27	Mumbai Municipal Corporation	2970.09	1077.76	3365.17	950.78	2097.42	897

**A SUMMARY STATEMENT ON PROGRESS MADE BY LOCAL BODY
IN RESPECT OF SOLID WASTE MANAGEMENT**

In the state of Maharashtra there are total 271 local bodies , comprising of 27 Municipal Corporations, 16- ‘A’ Class Municipal Council, 54- ‘B’ Class Municipal Council, 154- ‘C’ Class Municipal Council, 14- Nagar Panchayat, 06-Cantonment Board generating about 22897.83 MT of municipal solid waste every day, of which the contribution in terms of percentage by the corporation is 84.72 %, by A class council is 4.25 %, by B class council is 5.04 % , by C Class Council is 5.07 % and by Others is 0.96 %. The overall percentage of treatment is 34.70 % i.e. 7945.544 MT/day quantity is treated and the remaining is disposed in an unscientific manner. Out of 27 Municipal corporations, 24 Corporations have obtained Authorization from MPCB for 22 Nos of approved sites having processing & disposal facilities and same are in operations. 109 Nos. of Municipal Councils having partially processing & disposal facilities.

Maharashtra Pollution Control Board has prepared a summary statement of all local bodies indicating class, populations, Quantum of Solid Waste generations, status of Authorization and Form-II submission by the local bodies. The Region wise abstract along with summery statement in the state of Maharashtra is enclosed.

The total generation of Solid Waste is **22897.83** MT/day in which terms of total waste generation in the corporation is **84.72 %**, A class council is **4.25 %**, B and C Class Council is **5.04 %** and **5.07 %** respectively and others is **0.96 %**. The Statement of Municipal Solid Waste generation in MT/day in the State is enclosed.

The present status of local bodies in the State of Maharashtra is enclosed.

MAHARASHTRA POLLUTION CONTROL BOARD

STATUS OF ULB's WITH RESPECT TO MSW RULES IN THE STATE OF MAHARASHTRA (REGIONWISE ABSTRACT)

Sr. No.	Name of Region	No. of ULBs
1	Mumbai	01
2	Navi Mumbai	02
3	Thane	06
4	Kalyan	07
5	Raigad	10
6	Kolhapur	26
7	Pune	37
8	Nashik	48
9	Amravati	32
10	Aurangabad	59
11	Nagpur	22
12	Chandrapur	21
	Total	# 271

271 Local Bodies' (251 Corporations / Councils + 6 Cantonment Boards + 14 Nagar Panchayats)

Municipal Solid Waste Generation (MT/day) in the State of Maharashtra.

Region	Corporation	“A” Class	“B” Class	“C” Class	NP/Cant./ other
Mumbai	7500.0	-	-	-	--
Navi Mumbai	750.0	-	-	11.0	--
Thane	1890.0	--	36.0	3.0	--
Kalyan	1560.0	221.0	-	--	14.5
Raigad	90.0	-	28.0	61.96	--
Kolhapur	420.0	140.0	104.0	105.25	15.5
Pune	3315.0	143.0	171.46	175.515	98.0
Nashik	1268	98.0	286.4	174.4	70.78
Amravati	420.0	30.0	164.1	115.4	--
Aurangabad	948.0	188.0	158.03	308.41	21.5
Nagpur	1100.0	112.0	92.0	70.0	--
Chandrapur	140.0	43.0	115.23	121.39	--
Total	19401.0	975.0	1155.22	1146.325	220.28

Corporation : 19,401.0 - 84.72 %
A Class : 975.00 - 04.26 %
B Class : 1,155.22 - 05.04 %
C Class : 1,146.325 - 05.00 %
Others : 220.28 - 00.96 %

Total : 22,897.83 - 100.00%

Municipal Solid Waste Treatment (MT/day) in the State of Maharashtra

Corporation : 6998.0 - 88.07 %
A Class : 187.00 - 02.35 %
B Class : 367.96 - 04.63 %
C Class : 331.124 - 04.16 %
Others : 61.46 - 00.77 %

Total : 7945.544 - 100.00%

Note : Urban Development Department, Government of Maharashtra has approved DPR Plan of 245 Local Bodies and cost of the project is Rs 2650 Crores.

Annexure IV					
District-wise Bio-Medical Waste Generation					
S.No.	Region	Name of the CBMWTSDF / Union Territory	Bio-Medical Waste Generation (kg/day)	Existing Total Bio-Medical Waste treatment capacity (captive and CBMWTF) (kg/day)	
				Equipmnet	Total
1	Mumbai	MCGM area	22171	Incinerator	250 kg / Hr X 4
				Autoclave	450 liter/Cycle
				Deep Burial	NA
				Any Other	NA
2	Navi-Mumbai and Raigad	Navi Mumbai, Panvel, Khalapur, Mahad, Shriwardhan, Mangaon, Poladpur, Tala and Mhasala, Alibag, Roha, Pali, Mirudjangira, Sudhagad, Karjat	1972	Incinerator	250 Kg/Hr
				Autoclave	600 liter/cycle
				Deep Burial	NA
				Any Other	NA
		Uran	45	Incinerator	NA
				Autoclave	50 liter/Cycle
				Deep Burial	22 kg/day
				Any Other	NA
3	Thane	Thane	2382	Incinerator	50 kg/hr
				Autoclave	50 liter/cycle
				Deep Burial	NA
				Any Other	NA
		Palghar	530	Incinerator	75 kg/hr
				Autoclave	50 liter/cycle
				Deep Burial	NA
				Any Other	NA
4	Kalyan	Kalyan	160	Incinerator	Treated at MWML,Taloja
				Autoclave	
				Deep Burial	NA
				Any Other	NA
6	Pune	Pune	4949	Incinerator	150 Kg/Hr.
				Autoclave	200 liter/cycle
				Deep/Burial	NA
				Any Other	NA
		PCMC	1544	Incinerator	50 Kg/hr
				Autoclave	200 liter/cycle
				Deep/Burial	NA
				Any Other	NA
		Talegaon	900	Incinerator	50 kg/hr
				Autoclave	50 liter/cycle
				Deep/Burial	NA
				Any Other	NA
		Baramati	1400	Incinerator	150 kg/hr
				Autoclave	250 liter/cycle
				Deep/Burial	NA
				Any Other	NA
		Karad	145	Incinerator	30 kg/hr
				Autoclave	50 liter/cycle
				Deep/Burial	NA
				Any Other	NA

7	Nashik	Satara	1150	Incinerator	100 Kg/Hr
				Autoclave	50 liter/cycle
				Deep Burial	NA
				Any Other	NA
		Solapur	1625	Incinerator	100 Kg/Hr
				Autoclave	50 liter/cycle
				Deep Burial	NA
				Any Other	NA
		Nashik	3000	Incinerator	250 Kg/Hr
				Autoclave	400 liter/cycle
				Deep Burial	NA
				Any Other	NA
		Jalgaon	657	Incinerator	70 Kg/Hr
				Autoclave	430 liter/cycle
				Deep Burial	NA
				Any Other	NA
		Dhule	485	Incinerator	50 Kg/hr
				Autoclave	60 liter/cycle
				Deep Burial	NA
				Any Other	NA
		Nandurbar	503	Incinerator	50 Kg/Hr
				Autoclave	60 liter/cycle
				Deep Burial	NA
				Any Other	NA
		Ahmednagar	1800	Incinerator	200 Kg/hr
				Autoclave	100 liter/cycle
				Deep Burial	NA
				Any Other	NA
8	Kolhapur	Sindhudurg	245	Incinerator	
				Autoclave	50 liter/cycle
				Deep Burial	244 kg/day
				Any Other	NA
		Kolhapur	1500	Incinerator	50 kg/hr
				Autoclave	50 liter/cycle
				Deep Burial	NA
				Any Other	NA
		Ratnagiri & Chiplun	566	Incinerator	50 kg/hr
				Autoclave	50 liter/cycle
				Deep Burial	NA
				Any Other	NA
		Sangli	973	Incinerator	50 kg/hr
				Autoclave	50 liter/cycle
				Deep Burial	NA
				Any Other	
		Ichalkaranji	386	Incinerator	50 kg/hr
				Autoclave	50 liter/cycle
				Deep Burial	NA
				Any Other	
9	Aurangabad	Aurangabad	1600	Incinerator	250 Kg/Hr
				Autoclave	400 liter/cycle
				Deep Burial	NA
				Any Other	NA
		Latur	523	Incinerator	100 kg/hr
				Autoclave	50 liter/cycle
				Deep Burial	NA
				Any Other	NA

		Jalna	1189	Incinerator	50 kg/hr
				Autoclave	50 liter/cycle
				Deep Burial	NA
				Any Other	NA
		Beed & Osmanbad	898	Incinerator	50 kg/hr
				Autoclave	50 liter/cycle
				Deep Burial	NA
				Any Other	NA
		Nanded	904	Incinerator	100 kg/hr
				Autoclave	50 liter/cycle
				Deep Burial	NA
				Any Other	NA
10	Amravati	Amravati	747	Incinerator	100 Kg/Hr
				Autoclave	50 liter/cycle
				Deep Burial	NA
				Any Other	NA
11	Nagpur	Nagpur	3660	Incinerator	100 Kg/Hr
				Autoclave	50 liter/cycle
				Deep Burial	NA
				Any Other	NA
12	Chandrapur	Chandrapur	716	Incinerator	100 Kg/Hr
				Autoclave	50 liter/cycle
				Deep Burial	NA
				Any Other	NA

Captive Incinerator & Deep Burial

13	Pune	Krishna Hospital & Medical Research Center, Karad & KIMSDU. A/P: Dhebewadi road, Malakapur, Tal.: Karad, Dist.: Satara (02164)214555-58 Fax: (02164)242127	287	Incinerator	150 Kg/Hr
				Autoclave	30 liter/cycle
				Deep Burial	NA
				Any Other	NA
14	Nashik	M/s. Shri Bhausheb Hire Govt. Medical College, Surat By Pass Road, Tal. & Dist. Dhule	133	Incinerator	50 Kg/Hr
				Autoclave	30 liter/cycle
				Deep Burial	NA
				Any Other	NA
		M/s. Jawahar Medical Foundation ACPM Medical College, Dhule	164	Incinerator	45 Kg/Hr
				Autoclave	25 liter/cycle
				Deep Burial	NA
				Any Other	NA
15	Kolhapur	Bharati Vidyapeeth Deemed University Medical College and Hospital, Sangli – Maharashtra	39	Incinerator	60 Kg/Hr
				Autoclave	30 liter/cycle
				Deep Burial	NA
				Any Other	NA
16	Aurangabad	PHC's from Kolhapur District	48		
		M/s. MIMSR Medical college and Research Centre, Ambajogai Road, Latur	96	Incinerator	50 Kg/Hr
				Autoclave	12 liter/cycle
				Deep Burial	NA
				Any Other	NA
		PHC's from Nanded District	306	Deep Burial	
17	Nagpur	PHC's from Nagpur District	129	Deep Burial	
18	Amravati	PHC's from Amravati District	1392	Deep Burial	
TOTAL			61918		

- Increase in the bamboo plantation area by 4462 km.sq – Eventually Maharashtra is placed highest in the country

1.12 Plan for restoration of water quality

Table 22 Time bound action plan to improve water quality for Pawana River

Sr. No.	Target/Action Plan Expected	Agency / Organization	Duration
1	Provide STP for treatment of sewage generation and MSW treatment Facility in the villages/towns located on the bank of river to avoid contamination of River	Pimpri-Chinchwad Municipal Corporation Concern Grampanchayat and Zilha Parishat	2 Years
2	To stop bathing in river water & open defecation at bank of river. Proper disposal of human excreta and sewage.	Local Body & Police Department.	4-5 Months
3	Provision of Disinfection Treatment for drinking purpose in existing plants.	Pimpri-Chinchwad Municipal Corporation (PCMC)	1 Year
4	Installation of In-Situ Nallah Cleanup system so as to stop sewage entering to the River Pawana	PCMC	3 months
5	Common toilets should be constructed in all areas to be covered. Stop open defecation and awareness program should be conducted in these areas	PCMC	6 months
6	Vehicle, cloths, animal wash should be stopped on the bank of river and awareness program should be conducted in river bank areas	PCMC	6 months
7	Organize awareness programs about promotion of organic farming on the River bank of villages. Restriction of chemical Pesticide, insecticide, fertilizer etc.	Agriculture Department, PCMC	Immediately
8	Up-gradation of existing STPs to meet 10mg/lit BOD Outlet standard	Pune Municipal Corporation / PCMC	4 Years
9	Exploration, development and augmentation of groundwater resources	Groundwater Surveys & Development	Continuous

		Agency (G.S.D.A.)	
10	Groundwater Monitoring	Maharashtra Pollution Control Board, Ministry of Drinking water & sanitation	Continuous
11	Provision of adequate funds to Local Bodies located at bank of the river	Urban Development Department, Municipal Administration, Rural Development Department	1 Year for planning & 3 years for implementation
12	Tree Plantation in catchment area & banks of the river	Forest Department, Water Resource Department	1 Year
13	Maintaining e flow of the river, protection of flood plain zone, development of Bio Diversity Park	Forest Department, Water Resource Department	1 Year for planning & 3 years for implementation
14	Prevention of Agricultural run-off to the river	Agriculture Department	1 Year for planning & 3 years for implementation
15	Up-gradation of existing STPs to meet 10mg/lit BOD Outlet standard	Pune Municipal Corporation	4 Years*

Note: All existing STPs needs to be upgraded and modernized for achieving for 10BOD outlet standards as existing STPs are designed way back based on 30 BOD disposal standard i.e. stream standards as per EPA. Up-gradation will be completed in next 4 years as per the draft notification dated 24th November 2015 & directions of CPCB.

1.13 Budget Estimates & Pooling of Resources from Local Bodies, State Pollution Control Board, State Government & Central Government

- The Pune Municipal Corporation has sanctioned Rs. 990.26Cr; out of which Central Government has component of 841.72Cr. & Pune Municipal Corporation has component 148.54Cr for management of sewerage systems & STPs. These funds will be utilized for completion of said work by 2022.



केन्द्रीय प्रदूषण नियंत्रण बोर्ड
CENTRAL POLLUTION CONTROL BOARD
पर्यावरण, वन एवं जलवायु परिवर्तन मंत्रालय, भारत सरकार
MINISTRY OF ENVIRONMENT, FOREST & CLIMATE CHANGE, GOVT. OF INDIA

Speed Post

No 14011/WQM-I/2024/WQM-I /694

Date: 17.10.2024

To

The Member Secretary,
Maharashtra Pollution Control Board,
Kalpataru Point, 3rd and 4th floor,
Opp. PVR Cinema, Sion Circle,
Mumbai-400 022

Subject: Hon'ble NGT, PB order dated 27.08.2024 in OA No. 322/2024, Suo Moto matter In re: News item appearing in The Hindustan Times dated 26.02.2024 Titled "Pavana River enters 'priority 1' category due to increase in pollution"-Reg

Sir,

This is in reference to Hon'ble NGT, PB order dated 27.08.2024 in OA No. 322/2024, Suo Moto matter in re: News item appearing in The Hindustan Times dated 26.02.2024 Titled "Pavana River enters 'priority 1' category due to increase in pollution" (copy enclosed).

Vide afore-said order, Hon'ble NGT directed CPCB to file an additional affidavit within 2 weeks, incorporating action plan and timelines to deal with the pollution problem in river Pawana. Next date of hearing is **6.11.2024**.

In view of above, it is requested to provide revised targets/ updated status of the actions proposed in the action plan prepared for rejuvenation of Pawana River in compliance to Hon'ble NGT orders passed in O. A. No 673 of 2018 in the matter of 'News item published in the Hindu authored by Shri Jacob Koshy titled "More river Stretches are now critically polluted: CPCB', with Dr. Tudi Indrasena Reddy & Ors. Versus Uol & Ors at an early date, to apprise Hon'ble NGT within stipulated timeframe.

Yours faithfully,

(Vishal Gandhi)

Additional Director & Scientist 'E'

WQM-I Division

Encl: As above

‘परिवेश भवन’ पूर्वी अर्जुन नगर, दिल्ली-110032

Parivesh Bhawan, East Arjun Nagar, New Delhi - 110032

दूरभाष/Tel: 43102030, 22305792, वेबसाइट/Website : www.cpcb.nic.in

Fwd: Hon'ble NGT, PB order dated 27.08.2024 in OA No. 322/2024, Suo Moto matter In re: News item appearing in The Hindustan Times dated 26.02.2024 Titled "Pavana River enters 'priority 1' category due to increase in pollution"

ME Me <shailendra.cpcb@gov.in>
Wed, 23 Oct 2024 3:14:13 PM +0530 •
To "jdwater" <jdwater@mpcb.gov.in>
Cc "Pratik Bharne" <pratik.cpcb@gov.in>, "NISHCHAL C" <nischal.cpcb@nic.in>, "VISHAL GANDHI" <vishalgandhi.cpcb@nic.in>, "Deepty Goyal" <deeptygoyal.cpcb@gov.in>, "ms" <ms@mpcb.gov.in>, "NGTZB, CPCB" <ngtzb.cpcb@gov.in>

Respected Sir,

I am directed to follow-up in the aforementioned subject matter.

This has reference to the CPCB HO letter dated 17.10.2024 enclosed herewith trailing e-mail communication in the Hon'ble NGT Suo Motu matter in O.A. No. 91 of 2024 (WZ) {Earlier O.A No. 322 of 2024(PB)} in re News Item titled "Pawana River Enters 'Priority 1' Category Due to Increase in Pollution" Appearing in The Hindustan Times Dated 26.02.2024."

Earlier, Vide order dtd. 27/08/2024 in aforesaid matter, Hon'ble NGT (WZ) directed to CPCB to file an additional affidavit, incorporating action plan and timelines to deal with the problem of pollution in river Pawana within 2 weeks.

In this regard, it is requested to examine the said matter and submit the required information to CPCB HO, Delhi at earliest. Copy of CPCB HO letter dated 17.10.2024 and Hon'ble NGT (WZ) order dtd. 27/08/2024 is enclosed herewith for ready reference. The matter is listed on 06.11.2024.

If the desired information is already being submitted to CPCB-HO, you are hereby kindly requested to ignore this email.

सादर / Regards

शैलेन्द्र बंसल / Shailendra Bansal
सहायक विधि अधिकारी / Assistant law Officer
क्षेत्रीय निदेशालय, पुणे / Regional directorate, Pune
केंद्रीय प्रदूषण नियंत्रण बोर्ड / Central Pollution Control Board

===== Forwarded message =====

From: Pratik Bharne <pratik.cpcb@gov.in>
To: "NISHCHAL C" <nischal.cpcb@nic.in>
Cc: "SHAIENDRA BANSAL" <shailendra.cpcb@gov.in>
Date: Thu, 17 Oct 2024 16:08:36 +0530
Subject: Fwd: Hon'ble NGT, PB order dated 27.08.2024 in OA No. 322/2024, Suo Moto matter In re: News item appearing in The Hindustan Times dated 26.02.2024 Titled "Pavana River enters 'priority 1' category due to increase in pollution"

===== Forwarded message =====



216




2 Attachment(s)

[Download as Zip](#)

[Add To](#) >




NGT order.pdf

278.8 KB • 



RD Pune.pdf

559.7 KB • 

Fwd: Hon'ble NGT, PB order dated 27.08.2024 in OA No. 322/2024, Suo Moto matter In re: News item appearing in The Hindustan Times dated 26.02.2024 Titled "Pavana River enters 'priority 1' category due to increase in pollution"

ME Me <shailendra.cpcb@gov.in>
Tue, 29 Oct 2024 11:10:27 AM +0530 •
To "jdwater" <jdwater@mpcb.gov.in>
Cc "Pratik Bharne" <pratik.cpcb@gov.in>, "NISHCHAL C" <nischal.cpcb@nic.in>, "VISHAL GANDHI" <vishalgandhi.cpcb@nic.in>, "NGTZB, CPCB" <ngtzb.cpcb@gov.in>, "Deepty Goyal" <deeptygoyal.cpcb@gov.in>

Respected Sir,

I am again directed to follow-up in the aforementioned subject matter.

This has reference to the trailing e-mail communication dtd. 23.10.2024 in Hon'ble NGT Suo Motu matter in O.A. No. 91 of 2024 (WZ) in re News Item titled "Pawana River Enters 'Priority 1' Category Due to Increase in Pollution" Appearing in The Hindustan Times Dated 26.02.2024."

In view of trailing e-mail communication, it is once again requested to examine the said matter and submit the required information to CPCB HO, Delhi at earliest in aforesaid matter. The matter is listed on 06.11.2024.

If the desired information is already being submitted, you are hereby kindly requested to ignore this email.

सादर / Regards

शैलेन्द्र बंसल / Shailendra Bansal
सहायक विधि अधिकारी / Assistant law Officer
क्षेत्रीय निदेशालय, पुणे / Regional directorate, Pune
केंद्रीय प्रदूषण नियंत्रण बोर्ड / Central Pollution Control Board

===== Forwarded message =====

From: SHAIENDRA BANSAL <shailendra.cpcb@gov.in>

To: "jdwater" <jdwater@mpcb.gov.in>

Cc: "Pratik Bharne" <pratik.cpcb@gov.in>, "NISHCHAL C" <nischal.cpcb@nic.in>, "VISHAL GANDHI" <vishalgandhi.cpcb@nic.in>, "Deepty Goyal" <deeptygoyal.cpcb@gov.in>, "ms" <ms@mpcb.gov.in>, "NGTZB, CPCB" <ngtzb.cpcb@gov.in>

Date: Wed, 23 Oct 2024 15:14:11 +0530


Subject: Fwd: Hon'ble NGT, PB order dated 27.08.2024 in OA No. 322/2024, Suo Moto matter In re: News item appearing in The Hindustan Times dated 26.02.2024 Titled "Pavana River enters 'priority 1' category due to increase in pollution"

===== Forwarded message =====




☺ ☐☐ **2 Attachment(s)** • [Download as Zip](#) • [Add To](#) >



NGT order.pdf
278.8 KB • 



RD Pune.pdf
559.7 KB • 

Fwd: Hon'ble NGT, PB order dated 27.08.2024 in OA No. 322/2024, Suo Moto matter In re: News item appearing in The Hindustan Times dated 26.02.2024 Titled "Pavana River enters 'priority 1' category due to increase in pollution"

Me <shailendra.cpcb@gov.in>
Wed, 18 Dec 2024 1:16:54 PM +0530 •

To "jdwater" <jdwater@mpcb.gov.in>

Cc "Pratik Bharné" <pratik.cpcb@gov.in>, "NISHCHAL C" <nischal.cpcb@nic.in>, "VISHAL GANDHI" <vishalgandhi.cpcb@nic.in>, "Deepty Goyal" <deeptygoyal.cpcb@gov.in>

Respected Sir,

I am again directed to follow-up in the aforementioned subject matter.

This has reference to the trailing e-mail communication dtd. 29.10.2024 & 23.10.2024 in Hon'ble NGT Suo Motu matter in O.A. No. 91 of 2024 (WZ) in re News Item titled "Pawana River Enters 'Priority 1' Category Due to Increase in Pollution" Appearing in The Hindustan Times Dated 26.02.2024."

In view of trailing e-mail communication, it is once again requested to examine the said matter and submit the required information to CPCB HO at earliest in aforesaid matter. The matter is listed on 07.01.2025.

If the desired information is already being submitted, you are hereby kindly requested to ignore this email.

सादर / Regards

शैलेन्द्र बंसल / Shailendra Bansal
सहायक विधि अधिकारी / Assistant law Officer
क्षेत्रीय निदेशालय, पुणे / Regional directorate, Pune
केन्द्रीय प्रदूषण नियंत्रण बोर्ड / Central Pollution Control Board

===== Forwarded message =====

From: SHAILENDRA BANSAL <shailendra.cpcb@gov.in>

To: "jdwater" <jdwater@mpcb.gov.in>

Cc: "Pratik Bharné" <pratik.cpcb@gov.in>, "NISHCHAL C" <nischal.cpcb@nic.in>, "VISHAL GANDHI" <vishalgandhi.cpcb@nic.in>, "NGTZB, CPCB" <ngtzb.cpcb@gov.in>, "Deepty Goyal" <deeptygoyal.cpcb@gov.in>

Date: Tue, 29 Oct 2024 11:10:24 +0530

Subject: Fwd: Hon'ble NGT, PB order dated 27.08.2024 in OA No. 322/2024, Suo Moto matter In re: News item appearing in The Hindustan Times dated 26.02.2024 Titled "Pavana River enters 'priority 1' category due to increase in pollution"

===== Forwarded message =====



☑ ☐ ☐ **2 Attachment(s)** • [Download as Zip](#) • [Add To](#) >



NGT order.pdf

278.8 KB •



RD Pune.pdf

559.7 KB • A small icon representing a download action, showing a document with a downward arrow.

Meeting wrt PRS Action Plan -Pawana Fwd: Hon'ble NGT, PB order dated 27.08.2024 in OA No. 322/2024, Suo Moto matter In re: News item appearing in The Hindustan Times dated 26.02.2024 Titled "Pavana River enters 'priority 1' category due to increase in pollution"

PB Pratik Bharne <pratik.cpcb@gov.in>
 Sun, 22 Dec 2024 3:28:20 PM +0530 •
 To "ms" <ms@mpcb.gov.in>
 Cc "jdwater" <jdwater@mpcb.gov.in>, "ropune" <ropune@mpcb.gov.in>, "sropimprichinchwad" <sropimprichinchwad@mpcb.gov.in>, "VISHAL GANDHI" <vishalgandhi.cpcb@nic.in>, "NISHCHAL C" <nischal.cpcb@nic.in>, "SHAIENDRA BANSAL" <shailendra.cpcb@gov.in>

Sir,

This has reference to the trailing e-mail communication dtd. 29.10.2024, 23.10.2024 & 18.12.2024 w.r.t. Hon'ble NGT Suo Motu matter in O.A. No. 91 of 2024 (WZ) in re News Item titled "Pawana River Enters 'Priority 1' Category Due to Increase in Pollution" Appearing in The Hindustan Times Dated 26.02.2024." Vide orders dtd. 27/08/2024 & 06.11.2024 in aforesaid matter, Hon'ble NGT (WZ) directed CPCB to file an additional affidavit, incorporating action plan and timelines to deal with the problem of pollution in river Pawana within 2 weeks.

It was requested vide above referred communications to provide the updated status and time line for the Action Plan wrt Pawana River in compliance with above Hon'ble NGT Order.

In this regard, it is requested to kindly arrange to convey meeting of RRC on 23.12.2024 being Member Convener/Co-ordinator for updated status and time line for Action Plan.

The matter is listed on 07.01.2025.

Regards,

प्रतीक भारणे/PRATIK BHARNE
 क्षेत्रीय निदेशक/Regional Director,
 क्षेत्रीय निदेशालय, पुणे/Regional Directorate, Pune
 केंद्रीय प्रदूषण नियंत्रण बोर्ड/Central Pollution Control Board
 पर्यावरण, वन और जलवायु परिवर्तन मंत्रालय/Ministry of Environment, Forest & Climate Change
 भारत सरकार/Govt of India
 09428167876/020-29912772

===== Forwarded message =====

From: SHAIENDRA BANSAL <shailendra.cpcb@gov.in>

To: "jdwater" <jdwater@mpcb.gov.in>



Cc: "Pratik Bharne" <pratik.cpcb@gov.in>, "NISHCHAL C" <nischal.cpcb@nic.in>, "VISHAL GANDHI" <vishalgandhi.cpcb@nic.in>, "Deepty Goyal" <deeptygoyal.cpcb@gov.in>



Date: Wed, 18 Dec 2024 13:16:53 +0530

Subject: Fwd: Hon'ble NGT, PB order dated 27.08.2024 in OA No. 322/2024, Suo Moto matter In re: News item appearing in The Hindustan Times dated 26.02.2024 Titled "Pavana River enters 'priority 1' category due to increase in pollution"

===== Forwarded message =====



 NGT order.pdf
278.8 KB • 

 RD Pune.pdf
559.7 KB • 

Annexure-R1-IV

Table: Current status of action plan for Pawana River of 2019 as per the submissions made by the concerned stakeholders during the meeting dated 24/12/2024 and as per action taken report submitted by PCMC vide letter dated 30/12/2024

S. No.	Target/Action Plan Expected	Agency / Organization	Current status of action plan for Pawana River of 2019, as per the submissions made by the stakeholders during the meeting dated 24/12/2024 and ATR submitted by PCMC vide letter dated 30/12/2024
1.	Provide STP for treatment of sewage generation and MSW treatment Facility in the villages/towns located on the bank of river to avoid contamination of River	Pimpri – Chinchwad Municipal Corporation, Concern Gram Panchayat and Zilha Parishat	<p>Status of all STPs in PCMC Jurisdiction: At present, total generation of sewage is 384 MLD and PCMC has installed 16 no. of STPs of total 376 MLD capacity. At present, about 330 MLD of sewage is treated in these 16 no. of STP's. Thus, 54 MLD of untreated sewage is discharged from PCMC into Pawana River and other rivers.</p> <p>Status of STPs along Pawana River bank: At present, 13 no. of STPs are operational along Pawana River bank with total treatment capacity of 280 MLD and location of said STPs are given as follows: 1) Akurdi, 2) Ravet, 3) Chinchwad Phase I (Bhatnagar), 4) Chinchwad Phase II, 5) Kasarwadi I, 6) Kasarwadi II, 7) Kasarwadi III, 8) Sangvi Phase I, 9) Sangvi Phase II (Dapodi), 10) Walhekarwadi STP, 11) Keshav Nagar STP, 12) Bhosari Garden STP, 13) Bhosari. Total sewage generation along Pawana River bank is not provided.</p> <p>PCMC has prepared DPR for commissioning of 04 no. of new STPs with 105 MLD capacity for the catchment area of Pawana River Name and capacity of said STPs are 1) Tathawade-20 MLD, 2) Kiwale- 20 MLD, 3) Mamurdi- 20 MLD, 4) CME- 45 MLD. Fund of Rs 237.66 crores is approved by NRCD & Nagarotthan Mahabhiyan.</p> <p>In addition to the above, PCMC has proposed additional 03 no. of STPs of 110 MLD capacity for the catchment area of Pawana River, for which estimated fund of Rs. 115.34 crores is requested from</p>

			<p>NRCD. Name and capacity of said STPs are: 1) Pimpri -20 MLD, 2) Tathawade (phase-2)- 20 MLD, 3) Punawale- 50 MLD.</p> <p>There are 7 no. of major nalla meeting Pawana River viz. Kivale Nalla, Gavade Colony nalla, Chinchwad nalla, Garware nalla, Snadvik nalla, Ravet nalla, Kasarwadi (kalasagar) nalla.</p> <p>Sewerage System Master Plan: PCMC has carried out comprehensive condition assessment of the its existing sewerage system and prepared Master Plan for System Improvement Program (SIP) which includes: sewer network replacement program of 206 km have been prepared and will be carried out in 1 year time period; realignment of sewer network of 43.5 km have been identified, which is currently flowing through nalas/rivers & in dilapidated condition; proposed new sewer network of 168 km along Pavana River stretch & repair of 10,000 no. of manholes; laying of interceptor line of 32 km to capture the sewage flowing into Pavana river. Additionally, mechanical and manual screens have been installed into the major nallah to avoid any solid waste to enter into the Pavana River.</p>
2.	To stop bathing in river water & open defecation at bank of river. Proper disposal of human excreta and sewage.	Local Body & Police Department	Relevant information not provided. It is mentioned that PCMC has appointed two nuisance squad to avoid unwanted dumping of waste and C&D waste along the Pawana River and nallah stretch.
3.	Provision of Disinfection Treatment for drinking purpose in existing plants.	Pimpri-Chinchwad Municipal Corporation	Post chlorination is being done at the water treatment facilities.
4.	Installation of In-Situ Nallah Cleanup system so as to stop sewage entering to the River Pawana	Pimpri-Chinchwad Municipal Corporation	<p>No progress in this regard was observed, as conveyed the installation of the In-Situ Nallah Cleanup system (to stop sewage entering to the Pawana River) is still in planning stage. As informed, untreated sewage is being discharged into Pawana River through about seven nalas namely Kivale Nalla, Gavade Colony nalla, Chinchwad nalla, Garware nalla, Snadvik nalla, Ravet nalla, Kasarwadi (kalasagar).</p> <p>As informed, only interceptor line of about 32 Km is provided, which ultimately discharges untreated sewage into Pawana</p>

			<p>River.</p> <p>DPR for sewage system covering all nalahs within PCMC is prepared & submitted to NRCD.</p>
5.	Common toilets should be constructed in all areas to be covered. Stop open defecation and awareness program should be conducted in these areas	Pimpri-Chinchwad Municipal Corporation	PCMC is managing around 310 community toilets and around 160 public toilets across its jurisdiction. Around 52 toilets are located in the vicinity of the Pawana River, all of which are connected to the sewage system. PCMC has built around 17,830 individual household latrines.
6.	Vehicle, cloths, animal wash should be stopped on the bank of river and awareness program should be conducted in river bank areas	Pimpri-Chinchwad Municipal Corporation	PCMC has engaged AG Enviro Pvt. Ltd., and BVG India Pvt. Ltd., for washing of about 365 no. of waste collection vehicles, which are washed at designated washing centers and waste water of vehicle washing is connected to the sewage system. Also, PCMC is actively conducting awareness programs to educate the public and local communities about the importance of keeping the river clean and preventing pollution. PCMC has appointed over 400 personnel to carry out awareness initiatives related to cleanliness and environmental sustainability for spreading the message about river cleanliness & overall sanitation within PCMC areas.
7.	Organize awareness programs about promotion of organic farming on the River bank of villages. Restriction of chemical Pesticide, insecticide, fertilizer etc.	Agriculture Department, PCMC	Due to heavy urbanization, availability of agricultural land is in very less quantity in the jurisdiction of PCMC. Hence, awareness programs about promotion of organic farming is not carried-out in the city limits.
8.	Up-gradation of existing STPs to meet 10mg/lit BOD Outlet standard	Pimpri-Chinchwad Municipal Corporation	There are 9 number of existing old STP's along Pawana River stretch, which are not designed to achieve less than BOD of 10 mg/l. PCMC has decided to upgrade these above 9 STP's. The upgradation cost of these old STP's is approximately 133 crores and PCMC has sent proposal to NRCD and state / central level for funding to upgrade the said STPs to achieve the notified discharge standard of BOD of 10 mg/l.
9.	Exploration, development and augmentation of groundwater resources	Groundwater Surveys & Development Agency	Relevant information not provided.
10.	Groundwater Monitoring	Maharashtra Pollution Control	Groundwater Monitoring is done by MPCB at one place in the catchment area of

		Board, Ministry of Drinking water & sanitation	Pawana River, namely dugwell at moshi under NWMP Programme having station code - 1992.
11.	Provision of adequate funds to Local Bodies located at bank of the river	Urban Development Department, Municipal Administration, Rural Development Department	Relevant information not provided. Various projects DPR related to River Rejuvenation & related are submitted to State/Central Govt. for sanction of funds.
12.	Tree Plantation in catchment area & banks of the river	Forest Department, Water Resource Department	Tree Plantation in catchment area & banks of the Pawana river is done by PCMC and it is a continuous activity. In PCMC area there are about 189 no. of gardens spread over 187.05 hectares of land. In 2022-23, about 32,16,749 trees are planted in PCMC jurisdiction.
13.	Maintaining e flow of the river, protection of flood plain zone, development of Bio Diversity Park	Forest Department, Water Resource Department	Maintaining e-flow of the river, protection of flood plain zone, development of Bio Diversity Park etc activities are covered under Riverfront Development project (RFD) and Nallah Rejuvenation Project (NRP).
14.	Prevention of Agricultural run-off to the river	Agriculture Department	Due to heavy urbanization, availability of agricultural land is in very less quantity in the jurisdiction of PCMC.
15.	Up-gradation of existing STPs to meet 10mg/lit BOD Outlet standard	Pimpri-Chinchwad Municipal Corporation	Same as S. no. 8, as above.



Pimpri Chinchwad Municipal Corporation,
Environment Department,

No. Env/ 10 /kavi/ 47 /2024

Date 30/12/2024

Email: environment@pcmcindia.gov.in

To,

Joint Director (WPC)

Maharashtra Pollution Control Board

Sion, Mumbai – 400 022.

Subject- Review meeting of pawana river action plan regarding clean up of polluted river stretch of Pawana River.

Reference- VC on dated 24/12/24, Pawana river Action Plan regarding clean-up of polluted River Stretch.

Sir,

With reference to the above subject the online meeting held on dated 24/12/2024 concerning the discharge of untreated domestic effluent into the Pawana River and the associated issues. We here by submit our detailed updated status of steps initiated by PCMC with Action Plan and timelines, addressing each point raised by you;

1. Provide STP for treatment of sewage generation and MSW treatment Facility in the villages /towns located on the bank of river to avoid contamination of River.

It is to state that Pimpri Chinchwad Municipal Corporation (PCMC) is committed to ensuring the protection and conservation of Pawana river and actively working on River pollution Abatement action plan. The total installed sewerage treatment capacity of existing STP's in Pimpri Chinchwad City is 376 MLD as on date and about 325 to 330 MLD sewage is being treated on daily basis and treatment capacity enhancement / augmentation projects of apprx. 47 MLD are under construction stage and apprx. 414 MLD planned as per future requirements. The proposed action plan and implementation program are stated under following headings;

A] River Pollution Action Plan of PCMC

In recent past due addition of many villages into PCMC municipal limits, there was additional stress on the sewerage system, treatment gaps and discharge qualities

and accordingly PCMC has already initiated several river pollution abatement action plan as briefly outlined below;

1. **Establishing Additional Treatment Capacities:** New treatment capacities along the Pawana River banks have been identified to prevent untreated sewage from entering the river.
2. **Upgradation of Existing old STPs:** Upgradation of existing old STP's along Pawana River bank with latest treatment technologies to meet the required discharge quality standard as notified by MPCB / CPCB time to time in recent past.
3. **Strengthening and improvement of drainage network:** Efforts are underway to replace inadequate drainage networks and lay new sewer networks to enhance the overall infrastructure.
4. **Laying Interceptor Trunk Mains:** Major interceptor trunk mains are being laid to capture sewage from nallas and convey it to STPs along the Pawana River banks
5. **City Development Plan Integration:** The proposed STPs have been incorporated into the City Development Plan (CDP) for further approval from State Government for implementation which includes process like,
 - a) DP sanction
 - b) Land reservation
 - c) Land acquisition
 - d) Sanctioning of Budget
 - e) Other utilities development etc.
6. **Waste to energy projects:** PCMC has initiated various waste energy projects which includes Mechanical composting, vermicomposting, RDF, waste to energy plant. PCMC has commissioned waste to energy plant in year 2023 and operational as on date.
7. **Water re-use projects:** PCMC has initiated water reuse projects and prepared 100 MLD water re-use DPR which includes identified consumers and tertiary treatment facilities.

B] Action Plan Status and times lines along Pawana River:

1. **Existing and Proposed New STP's:** It would be mentioned here that as part of the Action plan, PCMC has identified the current treatment capacities along Pawana River basin with existing / future treatment capacity gaps

considering projected population and growth in the said Pawana River basin for the year 2031. There are existing 13 Nos. of operational STPs along Pawana River bank with the treatment capacity of 280 MLD as per the table below:

Sr. No.	STP Location	STP Installed Capacity (MLD)	STP Utilization Capacity (MLD)	Technology (UASB/ASP/O P/SBR/MBR/F AB etc.)
1	Akurdi	30	30.35	SBR
2	Ravet	20	19.72	SBR
3	Chinchwad Phase I (Bhatnagar)	30	31.46	ASP
4	Chinchwad Phase II	30	22.81	SBR
5	Kasarwadi I	40	37.27	ASP
6	Kasarwadi II	40	40.84	ASP
7	Kasarwadi III	40	37.07	SBR
8	Sangvi Ph- I	10	9.63	SBR
9	Sangvi Ph- II (Dapodi)	20	15.81	SBR
10	Walhekarwadi	4	3.2	MBBR
11	Keshav Nagar	4	3.1	MBBR
12	Bhosari Garden	5	4.8	MBBR
13	Bhosari 217	7	3.95	MBBR
	Total	280	260.01	

Construction of additional augmented capacity of 15 MLD at Bhatnagar is already in progress and shall be operational by March 2025. Also, DPR for 4 new STPs at Tathawade, Kiwale, Mamurdi, CME for treatment capacity 105 MLD as per below table:

i) New STPs

Sr.No	Location of STP	Capacity (MLD)	Funds to be obtained from the Authority (In Crore)	Name of the Funds Approving Authority	Time Requirement for Completion of work after receipt of Funds (Months)*	Current Status
1.	Tathawade	20	43.12	NRCP	24	DPR Submitted to NRCD under National River Conservation Plan (NRCP), Tender Process done
2.	Kiwale	20	44.86	NagarotthanMahabhiyan	24	DPR Sanctioned under NagarotthanMahabhiyan, Tender yet to be published
3.	Mamurdi	20	50.64	NRCP	24	DPR Submitted to NRCD under National River Conservation Plan (NRCP), Scrutiny in Process
4.	CME	45	99.04	NRCP	24	DPR Submitted to NRCD under National River Conservation Plan (NRCP), Scrutiny in Process

ii) Proposed STP's

1	Pimpri	20	115.34	-	18	DPR Submitted to NRCD under National River Conservation Plan (NRCP)
2	Tathawade (phase 2)	40		-	24	
3	Punawale	50		-	24	

*Completion period/time shall be applicable after issue of work order to the implementing agency/contractor.

2. **Sewerage System Master Plan:** PCMC has carried out comprehensive condition assessment of the its existing Sewerage system and prepared the Master Plan for System Improvement Programme (SIP) and committed to implement the improvement program as below;
 - a. The condition assessment study the said network is completed for existing and hydraulic condition and sewer network replacement program of 206 kms. have been prepared and the replacement action plan shall be carried out in 1 year time period under PCMC departmental budget or any other suitable funding program. PCMC has already laid new sewerage network of 210 Kms of new network under AMRUT Yojana.
 - b. The realignment of sewer network of 43.5 kms. has been identified which is currently flowing through Nallas or River and in dilapidated condition due to un-inaccessible condition for O & M activities etc.
 - c. The proposed new sewer network of approx. 168 kms. along Pawana River stretch have been identified to improve the sewerage system and Repair/replacement for approximately 10000 nos. of manholes was identified for further implementation / improvement program.
 - d. As per future requirements, proposed STP's at Tathawade phase 2 (40 MLD), Punawale (50 MLD), Pimpri (20 MLD) for total 110 MLD treatment capacity is identified and shall be implemented in the coming next 24 months' time period with suitable funding program etc.
 - e. To prevent the pollution PCMC has laid an interceptor line with a length of 32 km to capture the sewage flowing into the Pawana river. Additionally, mechanical and manual screens have been strategically installed in to the major nallas to avoid any solid waste to enter into the river.

- f. A dedicated team operates around the clock to monitor and prevent environmentally hazardous waste, debris, plastic, and other pollutants entering the river. The Answering Respondent has also initiated the River Rejuvenation Development Project along the 24 km of Pawana River which is awaiting Environmental Clearance from Government of Maharashtra which will further aid in tackling of pollution in the river.

2.To stop bathing in river water and open defecation at bank of river. Proper disposal of human excreta and sewage.

PCMC appointed two nuisance squad to avoid unwanted dumping of waste and C&D waste along the river & nallah stretch in the city.

3.Provision of Disinfection Treatment for drinking purpose in existing plants.

Post chlorination is been done at the treatment facilities. PCMC has proposed water Recycle and Reuse for STP treated water and prepared Used water DPR for 100 MLD capacity at existing Kasarwadi Sewage Treatment Plant. 8 MLD water shall be tertiary treated through Reverse Osmosis process and used for drinking water purposes.

4.Installation of In-Situ Nallah Clean up system so as to stop sewage entering to the River Pawana.

PCMC has taken action regarding In-Situ Nallah Clean up system for preventing the pollution. PCMC has laid an interceptor line with a length of 32 km on both the banks to capture the sewage flowing into the Pawana river. Additionally, 16 mechanical screens have been strategically installed in to the major nallahs to avoid any solid waste to enter into the river.

The Detailed Project Report (DPR) for the sewerage system, covering all nallahs within the entire PCMC area, has been prepared and submitted to the National River Conservation Directorate (NRCD) under the National River Conservation Plan (NRCP). PCMC is planning and searching for various technologies regarding In-Situ Nallah Clean up system and PCMC require guidance from MPCB/CPCB for the same.

5. Common Toilets should be constructed in all areas to be covered, Stop open defecation and awareness program should be conducted in these areas.

The Pimpri Chinchwad Municipal Corporation (PCMC) has been honoured the Water+ Certification by the Ministry of Housing and Urban Affairs (MoHUA), Government of India. This is the highest recognition under the Open Defecation Free (ODF) category.

Currently, PCMC manages around 310 community toilets and around 160 public toilets across its jurisdiction, catering to the needs of residents and visitors alike and around 52 toilets are located in the vicinity of the river, all of which are connected to the sewage system. PCMC is constructing additional toilets based on the needs of the citizens. To date, PCMC has built 17,830 Individual Household Latrines (IHHL) and continues to construct more as per the demand received at zonal offices. In addition to its permanent infrastructure, PCMC demonstrates proactive planning by providing temporary mobile and portable toilets during major events and festivals, such as the renowned Palkhi Yatra from Dehu/Alandi to Pandharpur. This initiative ensures that the surge in visitors during such occasions does not compromise the city's sanitation standards.

6. Vehicles, clothes, animal wash should be stopped on the bank of river and awareness

program should be conducted in the river bank areas.

PCMC has implemented strict measures to prevent the washing of waste collection vehicles. The responsibility for washing over 365 vehicles lies with the waste collection agencies, AG Enviro Pvt. Ltd. and BVG India Pvt. Ltd. The washing centers are located at Hegadewar Bhavan, Akurdi Railway Station, and Nehru Nagar, where all wastewater from vehicle washing is directly connected into the sewage system, ensuring that no pollutants are introduced into the river ecosystem. In addition to this, PCMC is actively conducting awareness programs to educate the public and local communities about the importance of keeping the river clean and preventing pollution. To further these efforts, PCMC has appointed over 400 personnel to carry out awareness initiatives related to cleanliness and environmental sustainability. These individuals engage with citizens to spread the

message about the importance of maintaining river cleanliness and overall sanitation within PCMC areas.

7.To organise awareness programs about promotion of organic farming on the River bank of villages. Restriction of chemical pesticide, insecticide, fertilizer, etc.

Pimpri Chinchwad city is recognised for IT hub & MIDC industrial area. Hence due to heavy urbanization, availability of agriculture land is in very less quantity and therefore awareness programs about promotion of organic farming is not possible in the city limit.

8.Up gradation of existing STPs to meet 10 mg/lit BOD Outlet standard.

It is to state that PCMC has carried out the Condition Assessment of existing STPs of along Pawana River bank for upgradation/modification of existing STPs to meet the consent condition and achieve the standards prescribed by MPCB and CPCB.

There are 9 nos. of existing old STPs along Pawana River stretch which needs to upgrade for effluent water quality discharge as per latest NGT/MPCB norms. 2 nos. of STPs are more than 20 years old. 7 nos. of STPs are more than 12 years old and not designed to achieve less than BOD of 10 mg/lit. PCMC has prepared the feasibility report for introduction of latest modern technologies and equipment for the upgradation / augmentation of existing 9 STPs. The upgradation cost of these old STPs is approximately 133 Crs. and PCMC has sent proposal to NRCD and State/Central level for suitable funding for further implementation of program for upgradation of these STPs to meet less than 10 mg/lit. BOD and other parameters of outlet of these STPs.

9.Exploration, development and augmentation of groundwater resources.

Rain water harvesting and percolation pits are compulsory under UDCPR and its implementation in PCMC area.

10.Ground water monitoring

Not in purview of PCMC authority.

11.Provision of adequate funds to local bodies located at bank of the river.

Various project DPR related to River Rejuvenation & related are submitted to State/Central Government for sanctioning of funds.

12. Tree plantation in catchment area & banks of the river.

In PCMC area till date total 189 gardens are spreaded over approximately 187.05 hectares of land. In the year 2022 -2023 about 32,16,749 trees are planted in PCMC jurisdiction.

13. Maintaining e flow of the river, protection of flood plain zone, development of Bio-Diversity Park.

All these measures and developments are covered under Riverfront Development Project (RFD) and Nallah Rejuvenation Project (NRP).


14. Prevention of Agriculture run-off to the river.

Since PCMC is urban area, agriculture and farm land is very less.

Above Clarification is for your information please.

Thanking you,

Yours faithfully,



Chief Engineer

Pimpri Chinchwad Municipal Corporation

Pimpri, Pune - 411018

Copy to:

1. Regional director, CPCB Pune.
2. Regional officer, MPCB Pune
3. Sub-Regional officer MPCB , Pimpri Chinchwad

For information please.